



# LAXMI INDIA FINLEASECAP PRIVATE LIMITED

---

## ANNUAL REPORT 2021-22



*“Sapne dekho bade dekho,  
Hamare sath unhe pura hote dekho”*







YOUR GROWTH  
**IS OUR RESPONSIBILITY**





# CONTENT GLOSSARY

---

Financial Highlights

3

---

Branch Network

4

---

Message from Managing Director

5

---

Vision & Mission

8

---

Our Key Strengths

9

---

Board of Directors

10

---

Key Managerial Personnel

12

---

Key Management Team

12

---

Product Portfolio

13

---

Milestones

14

---

Financial Performance & Projections

15

---



# CONTENT GLOSSARY

---

Corporate Information **17**

---

Banks & Financial Institutions **19**

---

Notice **21**

---

Board's Report **32**

---

Corporate Social Responsibility / Annexure - I **50**

---

Form No. AOC 2 / Annexure - II **53**

---

Secretarial Audit Report / Annexure - III **58**

---

Management Discussion & Analysis Report **63**

---

Independent Auditor's Report **71**

---

Balance Sheet **82**

---

Statement of Profit & Loss **83**

---



# CONTENT GLOSSARY

---

Statement of Changes in Equity

84

---

Statement of Cash Flow

86

---

Notes to Financial Statements

88

---



# FINANCIAL HIGHLIGHTS

of the year

*“Growing the right way”*

**PBT**  
**19.77 Cr**

INCREASE 10.24% Y-O-Y

**AUM**  
**531.60 Cr**

INCREASE 15.04% Y-O-Y

REVENUE  
FROM OPERATIONS

**98.21 Cr**

INCREASE 10.62% Y-O-Y

NET WORTH

**127.42 Cr**

INCREASE 27.85% Y-O-Y

DISBURSEMENT  
**236.60 Cr**

ROE 13.51%

ROTA 2.77%

Employee Base 605

Gross Stage 2.84%

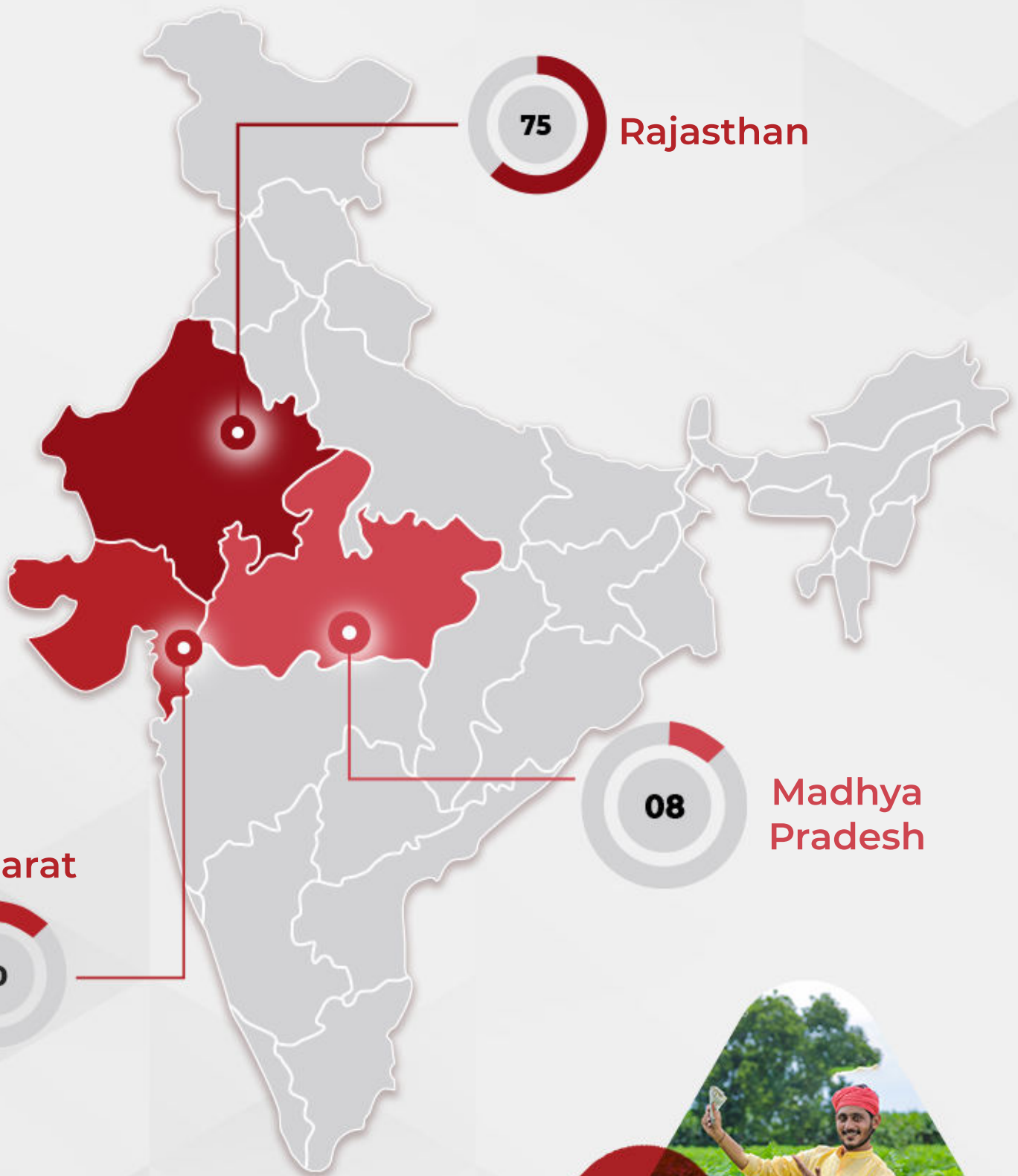
NNPA 1.89%

Debt Equity Ratio 3.23



# OUR NETWORK

*Broadening Our Reach, Broadening our Possibilities*



Gujarat

10

75

Rajasthan

08

Madhya Pradesh







## *FROM THE DESK OF THE* **MANAGING DIRECTOR**

Dear Shareholders, 2021 was another year of extraordinary global turbulence, with the recovery from COVID-19 painting a mixed picture across the globe. During this unprecedented crisis, we remained proactive in our decision making to build team resilience, preserve business continuity and reinforce customer centricity. Throughout this period, we ensured the well-being of our people and supported our customers and communities. The undeterred spirit of our colleagues has been exemplary, and I am incredibly proud of how we have all come out of 2021.

The overall Indian economic activity and output have recovered gradually since then and surpassed the pre-pandemic levels. As per projections from the International Monetary Fund, the Indian economy is expected to deliver a growth of 8.2% in FY2023 and 6.9% in FY2024. These estimates have pegged India as one of the fastest growing major economies in the world. We are cognizant of the headwinds brought in by global geo political tensions, elevated commodity prices, supply chain disruptions and rising inflation. We are confident of remaining nimble to changes and steering through these muddy waters.



We are currently driving a multi-year transformation agenda which shall enable us to scale profitably. For this, we have built plans to invest significantly in technology and the right talent. We plan double-digit growth in our vehicle book with these resources. We have witnessed early successes in our new growth engines, including MSME, wherein we shall deploy incremental capital. We believe the strength to reach out to our extensive customer database enables us to improve our current cross-sell ratios.

The potential prospects of our MSME sector have been discussed and acknowledged as a prominent pillar of the Indian economy owing to the massive contribution to GDP, exports, and job creation. The MSME would play a significant role in building an economy of U.S. \$ 5 Trillion by 2025. While the COVID turbulence hit this sector hard, the bounce back has demonstrated their true grit and passion for successful business growth. MSME lending in India is setting a course similar to consumer lending, which got completely revolutionized with the advent of data and technology, making it an on tap product. The transition from collateral-based lending to cash flow-based underwriting has been happening for the last four years and is accelerating daily. The future lenders would be able to underwrite the MSME at the point of origination, which would help in faster customer assessment and credit dissemination. Your company is at the cusp of this great revolution of our industry with a dynamic landscape impacting all facets and is best positioned to ride the growth wave of MSME lending in India. A digital core built on a robust governance model has ensured our mission is well on target, with a rich ecosystem of innovation and collaboration driving our initiatives.

We continued to build on our culture of excellence, which revolves around customer centricity, diversity and inclusivity, to meet our aspirations of delivering high performance. The diversity of our people, our collaborative culture and our long-standing relationship with our partners have created value for all our stakeholders. Our CSR initiatives are aligned to transform rural lives and drive positive change in the communities around us, with Healthcare, Education & Livelihood and Environment as our key CSR thrust areas.

With our resilient operating model, experienced and strengthened leadership team, strong capital adequacy, comfortable liquidity position, and robust risk management processes, we are confident of pacing ahead to a better future. We remain well-equipped to leverage the growing opportunities in the Indian financial services sector and can stay ahead of the changing industry dynamics.



## PERFORMANCE IN STANDPOINT:-

The stressed NBFC scenario had a minor impact on the gold loan players in the market. The high cost of borrowing in the market led to a marginal increase in interest rates, which got passed on to the customer, thus increasing the cost to the customer. Brief highlights of your company during the year are detailed below:-

- ▶ LIFC continued to perform well, which was recognized by the external credit rating agency. Our external credit rating was upgraded from BBB+ to A- (With a stable outlook) by Acuite ratings.
- ▶ Our Assets under Management grew by 15.04% to ₹ 531.60 Crore in F.Y. 2021-22, driven by horizontal and vertical growth.
- ▶ Our revenue from the operation has grown by 6.34% to ₹ 87.17 Crores by the end of F.Y. 2021-22.
- ▶ LIFC has first time crossed an annual disbursement to ₹ 200 crores.
- ▶ Our Net worth has grown at 27.85%, bringing it to ₹ 127.42 Crores, backed by a marquee of equity infusion by promoters & promoter group companies and increased profitability.
- ▶ Your company during the year has achieved its best numbers on the asset quality front with GNPA and NNPA (own books) of 2.84% & 1.89%, respectively.
- ▶ Remarkably, your company now deals with over 20 institutions, including banks, F.I.'s & NBFCs. I am thankful to everyone for extending their support in the company's growth, which significantly adds value to this country's social sector.
- ▶ Further, other two banks, i.e. "Federal Bank & Dhanlaxmi Bank", have also come on board which will be a symbol of comfort & faith for all our stakeholders. This will further enhance our growth and profitability in the coming years.

I thank everyone, especially our directors, for their invaluable contribution, guidance and encouragement, which is the critical resource for the company's immense success.

**- MR. DEEPAK BAID**  
Managing Director



# VISION & MISSION

## OUR VISION

We will do everything to gain and maintain the trust of all the stakeholders and will not do anything to lose their trust. LIFC aims to be the most trusted financial service provider at the doorstep of the common-man, satisfying him immediately with easy and accessible products nurturing aspirations and making demonstrable difference to the subsists of people forming our ecosystem.

## OUR MISSION

- ▶ To provide timely small credit to millions of ordinary people, and also provide them with simple options to save their hard earnings & support make in India strategy.
- ▶ Offer a helping hand to those with limited access to formal banking and educate them about a comprehensive and financially robust community.
- ▶ Encourage the commercial abilities in ultra & deep rural areas to avoid migration and bring economic and social prosperity into the region.
- ▶ Giving access to credit can open up economic opportunities for women. However, women entrepreneurs and employers face significantly greater challenges than men in gaining access to financial services. LIFC is here to support & serve them well.













MISSION

VISION





# OUR **KEY STRENGTHS**

-  Promoter's Strong Capital Base
-  Digitalisation
-  Diversified Employee Base
-  Encouragement of Entrepreneurship among Women
-  Skillful & Proficient Human Resource
-  Well-established relationship with Corporate Lenders
-  Superior Quality Services
-  Centralization Of Credit Appraisal
-  Products & Geographical Diversification
-  E-NACH
-  Quick Vehicle Valuation Process
-  End Point Security



# PROMOTERS & DIRECTORS

*“Leading the way”*



**MR. DEEPAK BAID**  
MANAGING DIRECTOR

Mr. Deepak Baid is a first-generation entrepreneur with more than two decades of experience in the financing field. He is engaged in various social activities like Jain Terapanti Samaj, Mother Teresa home, Jain International Trade Organisation, etc. Currently, he is the chairman of Round Table India.



**MRS. ANEESHA BAID**  
DIRECTOR

Mrs. Aneesha Baid is the co-founding member of LIFC and is involved in the operations & Human Resource management. She is one of the pioneers in the growth of the business empire since its inception.



**MRS. PREM DEVI BAID**  
DIRECTOR

Mrs. Prem Devi Baid is an entrepreneur and a businesswoman who believes in leading by example. She is the mother of Mr Deepak Baid. She has actively participated and contributed to several family companies in various positions for two decades.



**MR. SURENDRA MEHTA**  
INDEPENDENT DIRECTOR

Mr. Surendra Mehta is a commerce graduate with extensive expertise and knowledge of Finance and Banking. He overlooks the decision-making process to improve the financial performance of the company.



# PROMOTERS & DIRECTORS

*“Leading the way”*



**MR. ANIL BALKRISHNA  
PATWARDHAN**

**INDEPENDENT DIRECTOR**

Mr. Anil Balkrishna Patwardhan has 40 years of banking experience with reputed PSU Bank and has held various leadership positions at different levels in India and overseas, precisely San Francisco, USA. He has also served as the Head of International Syndication Team and Head of Large Corporate with an Asset size of ₹ 18000 Cr.



**MR. YADUVENDRA  
MATHUR**

**INDEPENDENT DIRECTOR (ADDITIONAL)**

Mr. Yaduvendra Mathur is an Indian Administrative Service Officer who retired on 30th November 2019 as Secretary to the Government of India. He has had long stints in various positions in the Finance Department, including Principal Secretary Finance Budget, Government of Rajasthan. He acted as the Chairman and Managing Director of Exim Bank from 2014-2017.



**MR. KISHORE KUMAR SANSI**  
**INDEPENDENT DIRECTOR**

Mr. Kishore Kumar Sansi is an Ex-Managing Director & Chief Executive Officer of the Vijaya Bank. He has also served as Executive Director of Punjab & Sind Bank and Oriental Bank of Commerce. He has been honoured and mentioned in the list of 40 Best CEO by PWC & Business Today under the BFSI category and has been a recipient of several awards and accolades in the field.





# KEY MANAGERIAL PERSONNEL



**MR. PIYUSH SOMANI**

Chief Financial Officer



**MR. ANURAG JAIN**

Company Secretary & Compliance Officer (upto 19.06.2021)



**MR. GAJENDRA SINGH SHEKHAWAT**

Company Secretary & Compliance Officer (w.e.f. 20.06.2021)

# KEY MANAGEMENT TEAM



**MR. KULDEEP SINGH SIKARWAR**

National Business Head



**MR. GAINDI LAL KUMAWAT**

State Business Head



**MR. VAIBHAV BUMB**

Risk Head



**MR. UDAY SINGH NIRWAN**

Zonal Collection Head



**MR. SHUBHAM SOGANI**

Legal Head (Sales)



**MR. DILIP SINGH YADAV**

Legal Head (Recovery)



**MR. RAJ KUMAR SINGH**

HR Head



**MR. SANJAY OJHA**

Collection Manager



**MR. AMIT SAINI**

Internal Auditor



**MR. GOPAL KRISHAN SAIN**

AVP-Accounts





# PRODUCT PORTFOLIO

*“Extending Impact, Enhancing Experiences”*



**MSME LOAN**



**MORTGAGE  
LOAN**



**COMMERCIAL  
VEHICLE LOAN**



**TRACTOR  
LOAN**



**BUSINESS  
LOAN**



**TWO WHEELER  
LOAN**



**VEHICLE LOAN**



**PERSONAL LOAN**



# MILESTONES IN OUR HISTORY

**2021**

- AUM crossed ₹ 462.09 Crore.
- External Credit Rating evaluated by BWR & Acuite as BBB+ with a stable outlook.
- Listed NCD on BSE at WDM (subscribed by BOB & PNB Banks ) along with A.K. Capital. New PSB lenders i.e. SBI Bank, SIDBI & Mudra Bank came on board.
- Implemented Internal Audit Department.
- Fresh Equity infused by the Promoter & Promoter group of companies to the tune of ₹ 5 crore.
- Net Worth raised to ₹ 96.84 Crore.

**2022**

- Crossed AUM- ₹ 531.60 Crore
- External Credit Rating evaluated by Acuite upgraded to A- with a stable outlook.
- Net Worth reached ₹ 127.42 Crore
- New lenders i.e. Federal Bank, Dhanlaxmi Bank, NAFA, and Cholamandalam Investment & Finance company came on board.
- Fresh Equity infused by the Promoter & Promoter group of companies to the tune of ₹ 13 Crore in FY 2021-22.
- Implementation of Ind AS.

**2020**

- Crossed AUM - ₹ 420 Crore.
- Branch Network - 86.
- Lender Base - Banks:9 & FI's: 27.
- Equity infusion by Promoters - ₹ 5 Crore.
- PSU Bank came on board.
- Private Bank - Bandhan Bank came on board.
- Launched Internal Training Module.
- Launched Referral App (Laxmi Mitra).
- Launched E- NACH platform.
- Rating upgraded to BBB+.

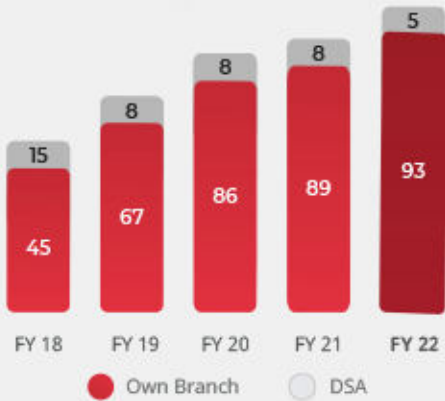
**2019**

- Crossed AUM - ₹ 326 Crore.
- Profitability increased to ₹ 9.45 Crore.
- More than 58% growth.
- Net Worth reached ₹ 68 Crore.
- Branch Network - 67.
- Equity Infusion by Promoter - ₹ 15.60 Crore.

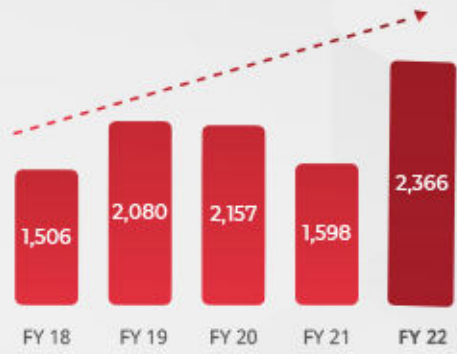


# FINANCIAL PERFORMANCE

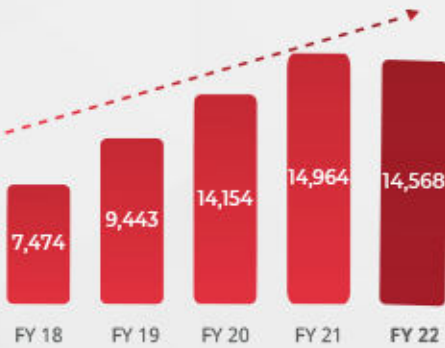
### Increasing Branch Network (No's)



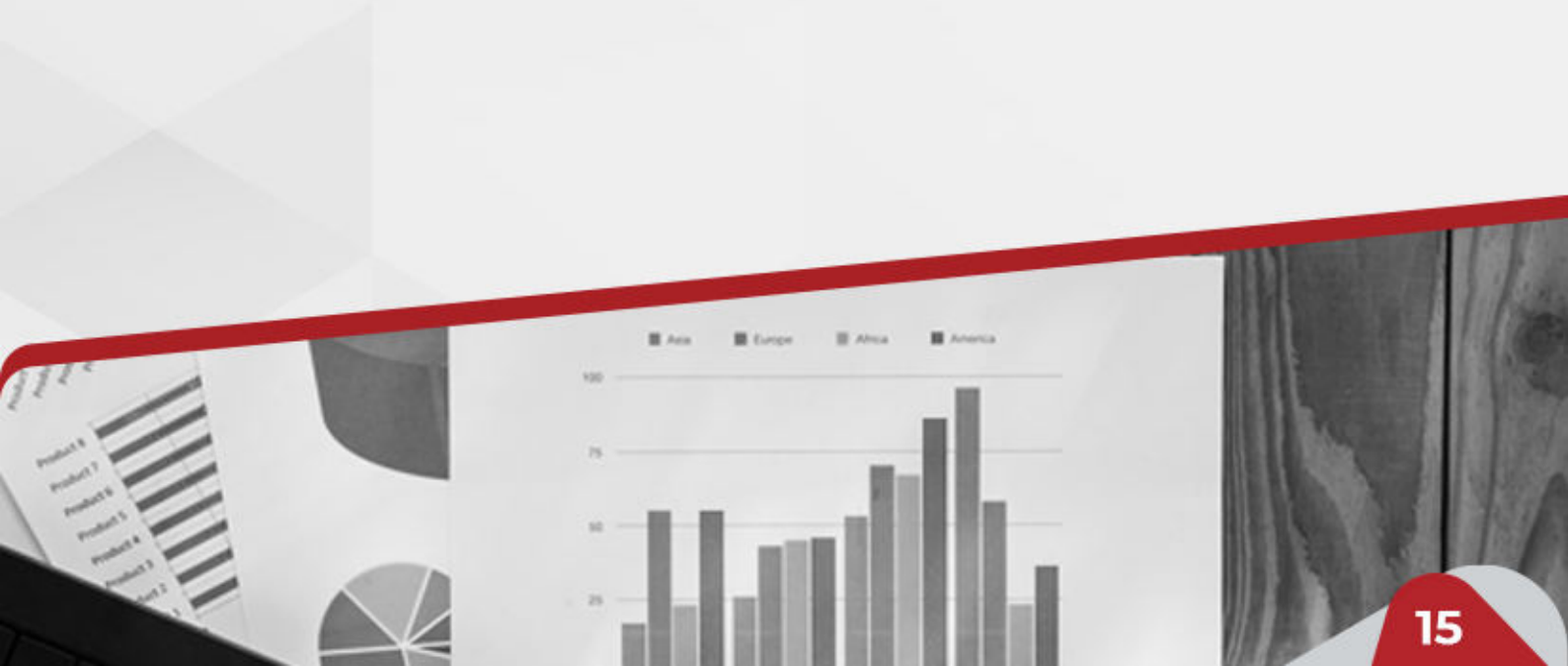
### Strong Disbursement Growth (₹ Mn)



### Customer Base (No's)



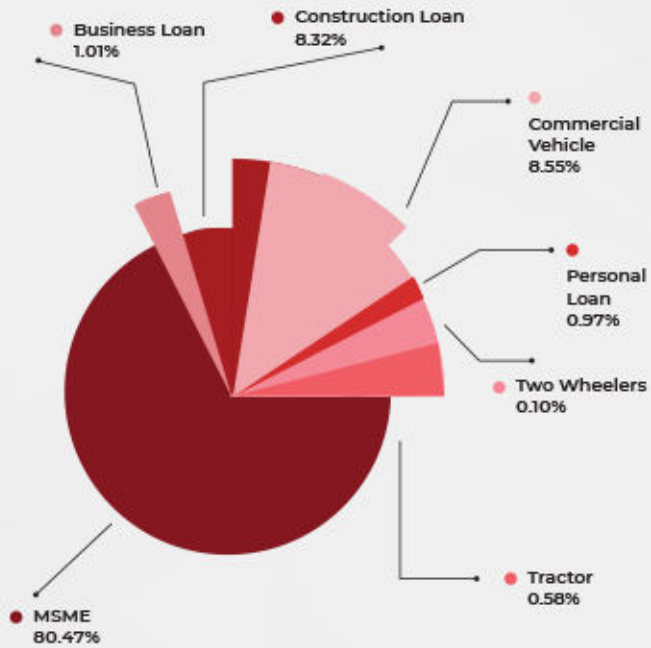
### Health AUM Growth (₹ Mn)



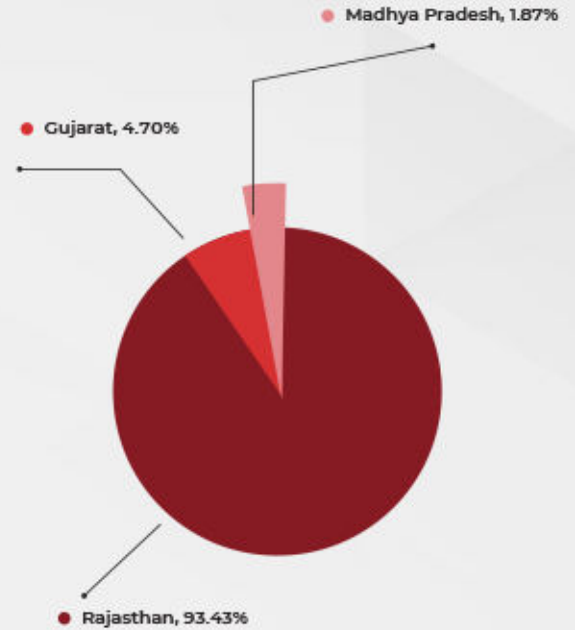


# FINANCIAL PERFORMANCE

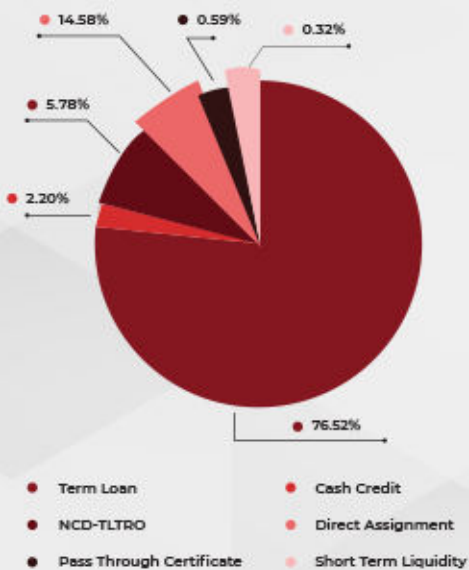
## Product Mix (AUM)



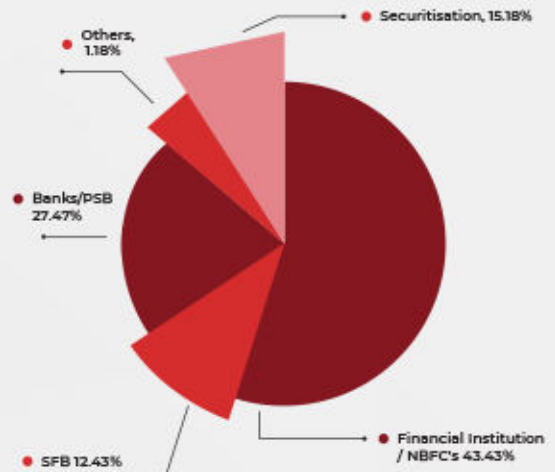
## Geographic Presence (AUM)



## Funding Profile-Instrument Wise



## Funding Profile-Instrument Wise







# CORPORATE INFORMATION

## AS ON MARCH 31, 2022

### BOARD OF DIRECTORS

**Mr. Deepak Baid**

Managing Director  
DIN: 03373264

**Mrs. Prem Devi Baid**

Director  
DIN: 00774922

**Mr. Kishore Kumar Sansi**

Independent Director  
DIN: 07183950

**Mrs. Aneesha Baid**

Director  
DIN: 07117678

**Mr. Surendra Mehta**

Independent Director  
DIN: 00298751

**Mr. Anil Balkrishna Patwardhan**

Independent Director  
DIN: 09441268

### KEY MANAGERIAL PERSONNEL

**Mr. Piyush Somani**

Chief Financial Officer

**Mr. Gajendra Singh Shekhawat**

Company Secretary &  
Compliance Officer  
(w.e.f. 20.06.2021)

**Mr. Anurag Jain**

Company Secretary &  
Compliance Officer  
(upto 19.06.2021)

### KEY MANAGEMENT TEAM

**Mr. Kuldeep Singh**

National Business Head

**Mr. G.L. Kumawat**

Regional Head- Rajasthan

**Mr. Vaibhav Bumb**

Risk Head

**Mr. Uday Singh Nirwan**

Zonal Collection Head

**Mr. Dilip Singh Yadav**

Recovery Legal

**Mr. Raj Kumar Singh**

HR-Head

**Mr. Amit Saini**

Internal Auditor

**Mr. Gopal Krishan Sain**

AVP-Accounts

**Mr. Sanjay Ojha**

Collection Manager

**Mr. Shubham Sogani**

Sales-Legal



# CORPORATE INFORMATION

## AS ON MARCH 31, 2022

### AUDITORS

#### STATUTORY AUDITOR

M/S A BAFNA & CO.  
Chartered Accountants  
K-2, Keshav Path, Near Ahinsa Circle  
C Scheme, Jaipur-302001, Rajasthan  
Tel. No.: 0141-2372572, 2375212, 2373873

#### INTERNAL AUDITOR

MR. AMIT SAINI  
Chartered Accountant

#### SECRETARIAL AUDITOR

M/S PINCHAA & CO.  
Company Secretaries  
108, Shree Mansion, G-23, Kamla Marg,  
C-Scheme, Jaipur -302 001 (Rajasthan)  
Tel. - 0141-4106355;  
E-Mail: ppincha@gmail.com

#### TRUSTEE

##### IDBI TRUSTEESHIP SERVICES LIMITED

Asian Bldg., Ground Floor, 17, R.Kamani  
Marg, Ballard Estate, Mumbai-400001,  
Maharashtra  
E-mail ID: csvishy@idbitrustee.com

#### REGISTRAR & SECURITIES TRANSFER AGENT

##### CDSL VENTURES LTD

I-202 Deck Level, Tower No. 4  
2nd Floor, Above Belapur Railway Station  
Belapur Navi Mumbai-400614  
Website: www.cdslindia.com  
Phone No. 022-61216931

#### REGISTERED OFFICE

2, DFL, Gopinath Marg, MI Road,  
Jaipur -302001, Rajasthan  
Website: www.lifc.co.in ;  
E-mail ID: Info@lifc.in  
Phone: +91-141-4031166

#### CORPORATE IDENTIFICATION NUMBER

U65929RJ1996PTC073074





# BANKS & FINANCIAL INSTITUTIONS

## BANKERS & FINANCIERS

### ▶ NBFC



NABSAMRUDDHI FINANCE LIMITED  
A Subsidiary of NABARD  
Formerly Agri Business Finance Limited



Hinduja Leyland  
Finance



NABKISAN FINANCE LIMITED  
(a subsidiary of NABARD)







# BANKS & FINANCIAL INSTITUTIONS

## BANKERS & FINANCIERS

### ▶ PRIVATE SECTOR BANKS



### ▶ PUBLIC SECTOR BANKS



### ▶ FINANCIAL INSTITUTIONS







# NOTICE OF 25th ANNUAL GENERAL MEETING

**NOTICE** is hereby given that the **25<sup>th</sup> Annual General Meeting** of the members of **Laxmi India Finleaseap Private Limited** will be held on **Monday, September 19, 2022 at 11:00 A.M.** at the registered office of the Company situated at **2, DFL, Gopinath Marg, M.I. Road, Jaipur-302001, Rajasthan** to transact the following business:

## **Ordinary Business:**

- 1. To adopt the Audited Financial Statements of the Company for the financial year ended on March 31, 2022 together with the report of Board of Directors and Auditors thereon.**

## **Special Business:**

- 2. To approve the limit for issuance of Non-Convertible Debentures on private placement basis under Section 42 and 71 of the Companies Act, 2013.**

**To consider and if thought fit, to pass with or without modification(s), the following resolution as a Special Resolution:**

**"RESOLVED THAT** pursuant to the provisions of Section 42, Section 71 and all other applicable provisions, if any, of the Companies Act, 2013 ("the Act") read with Rule 14 of The Companies (Prospectus and Allotment of Securities) Rules, 2014 and The Companies (Share Capital and Debentures) Rules, 2014, SEBI (Listing Obligations and Disclosure Requirements) Regulations, 2015 and SEBI (Issue and Listing of Non-Convertible Securities) Regulations, 2021, and all other applicable laws, rules, regulations, directions, guidelines, circulars and notifications including but not limited to the Reserve Bank of India ("RBI"), the Securities and Exchange Board of India ("SEBI"), (including any statutory modifications, clarifications, exemptions thereto or re-enactments thereof, for the time being in force), and pursuant to enabling provisions of Articles of Association of the Company and subject to applicable laws, rules and regulations and guidelines, consent of the members of the Company be and is hereby accorded to the Board of Directors of the Company (hereinafter referred to as the "Board", which term shall be deemed to include any Committee of the Board constituted / to be constituted/ reconstituted to exercise its powers, including the powers conferred by this resolution) to offer, issue and allot in one or more

tranches, Non-convertible Debentures (NCDs), whether secured or unsecured and/or with or without green shoe option, listed or unlisted including but not limited to subordinate debentures, bonds, and/or other debt securities as per Section 2(30) of the Act on private placement basis, during the period of one year from the date of passing of the Special Resolution by the Members for an amount not exceeding **INR 100,00,00,000/- (Indian Rupees One Hundred Crores Only)** on such terms and conditions and at such times at par or at such premium, as may be decided by the Board to such person(s), including to one or more Company(ies), bodies corporate(s), statutory corporations, commercial banks, lending agencies, financial institutions, insurance companies, mutual funds, pension/provident funds and individuals, as the case may be or such other person(s) as the Board /Committee may decide so for onward lending business of the Company and general corporate purposes.

**RESOLVED FURTHER THAT** the Board be and is hereby authorized to do all such acts, deeds and things and give such directions as may be deemed necessary or expedient to give effect to the above resolution and for matters connected therewith or incidental thereto."

- 3. To approve the Regularization of Mr. Yaduvendra Mathur (DIN: 00307650) as Non-Executive Independent Director on the Board of the Company**

**To consider and if thought fit, to pass with or without modification(s), the following resolution as an Ordinary Resolution:**

**"RESOLVED THAT** pursuant to the provisions of Sections 149, 150, 152 and Schedule IV and other applicable provisions, if any, of the Companies Act, 2013("the Act") and the Companies (Appointment and Qualification of Directors) Rules, 2014 (including any statutory modification(s) or re-enactment thereof for the time being in force), Mr. Yaduvendra Mathur (DIN: 00307650), who was appointed as an Additional Director (Independent) of the Company by the Board of Directors with effect from May 06, 2022, and whose term of office expires at this Annual General Meeting ('AGM') in terms of Section 161 of the Act and in respect of whom the Company has received a Notice in writing under Section 160 of the Act from a member proposing



his candidature for the office of Director of the company and who has submitted a declaration that he meets the criteria for independence as provided in Section 149(6) of the Act be and is hereby appointed as Independent Director to hold office for a term of 5 (five) years with effect from May 06, 2022 and whose office shall not be liable to retire by rotation.

**RESOLVED FURTHER THAT** the Board of Directors of the company be and is hereby authorized to do all such other acts, deeds, matters and things as may be necessary, incidental or consequential to give effect to the above resolutions."

**4. To adopt new set of Articles of Association of the Company containing regulations in conformity with the Companies Act, 2013.**

**To consider and if thought fit, to pass with or without modification(s), following resolution as a Special Resolution:**

**"RESOLVED THAT** pursuant to the provisions of Section 14 and other applicable provisions, if any, of the Companies Act, 2013 read with rules made thereunder (including any statutory modification(s) or re-enactment(s) thereof for the time being 'in force), and subject to the approval of concerned authorities consent of members of the company be and is hereby accorded that the regulations contained in the existing Articles of Association of the Company be and are hereby replaced by new set of Regulations of Articles of Association of the Company, a copy of which is placed before the meeting and duly initialed by the Chairman for the purpose of identification and that the new set of regulations be incorporated in the Articles of Association of the Company and shall be binding on the members of the Company and others and shall be effective from the date of passing this resolution.

**RESOLVED FURTHER THAT** the Board of Directors and/or the Company Secretary of the Company be and are hereby jointly or severally authorized to do all such acts, deeds and things that may be necessary, proper, expedient or incidental for the purpose of giving effect to the aforesaid resolution."

**5. To approve the Amendments to Clause III B and Clause III C of the Memorandum of Association of the Company.**

**To consider and if thought fit, to pass with or without modification(s), following resolution as a Special Resolution:**

**"RESOLVED THAT** pursuant to the provisions of Section 4, 13 and all other applicable provisions, if any, of the Companies Act, 2013 and the rules made thereunder (including any statutory modification(s) or re-enactment(s) thereof for the time being in force), and subject to the approval of concerned authorities, the existing Clause III B and Clause III C of the Memorandum of Association, in relation to the objects incidental or ancillary to the attainment of the main objects and other objects, be and is hereby amended as follows:

1. By deleting the heading of Clause III B "THE OBJECTS INCIDENTAL OR ANCILLARY to the attainment of the Main Objects: -" and replacing it with the heading "**Matters which are necessary for furtherance of the objects specified in clause 3(A)**" are: -"
2. Other Objects Clause of the Memorandum of Association of the Company be removed completely by deleting the clause III C (1) to III C (54).

**RESOLVED FURTHER THAT** the Board of Directors be and is hereby authorized to do all such acts, deeds, matters and things and execute all such agreements, documents, instruments and writings as may be required including filing of requisite forms, applications, files, reports, returns and documents with such appropriate authorities, including delegating all or any of its powers herein conferred to any officer(s) of the Company and/ or any other person(s), to give effect to this resolution."

**6. To approve the Amendment to Clause IV of the Memorandum of Association of the Company.**

**To consider and if thought fit, to pass with or without modification(s), following resolution as a Special Resolution:**

**"RESOLVED THAT** pursuant to the provisions of Section 4, 13 and all other applicable provisions, if any, of the Companies Act, 2013 and the rules made thereunder (including any statutory modification(s) or re-enactment(s) thereof for the time being in force), and subject to the necessary registration approvals,



consents, permissions and sanctions required, if any, by the jurisdictional Registrar of Companies, and any other appropriate authority and subject to such terms, conditions, amendments or modifications as may be required or suggested by any such appropriate authorities, which terms, conditions, amendments or modifications, the Board of Directors be and is hereby authorised to amend Clause IV of the Memorandum of Association of the Company, by replacing it with the following and to be read as under:

**“The liability of the members is limited and this liability is limited to the amount unpaid, if any, on shares held by them”**

**RESOLVED FURTHER THAT** the Board of Directors be and is hereby authorized to do all such acts, deeds, matters and things as may be required including filing of requisite forms, applications, files, reports, returns and documents with such appropriate authorities, delegating all or any of its powers herein conferred to any officer(s) of the Company and/ or any other person(s), to give effect to this resolution.”

**7. To approve the appointment of Mrs. Prem Devi Baid (DIN: 00774922) as Whole-Time Director of the Company (Designated as Executive Director).**

**To consider and if thought fit, to pass with or without modification(s), following resolution as an Ordinary Resolution:**

**“RESOLVED THAT** pursuant to the provisions of Sections 149, 152, 196 and other applicable provisions, if any, of the Companies Act, 2013 read with rules made thereunder and pursuant to exemptions granted to private companies vide notification issued by Government of India, Ministry of Corporate Affairs dated 5th June, 2015 (including any statutory modification(s) or re-enactment thereof for the time being in force), and Schedule V of the Companies Act, 2013 (to the extent applicable on Private Company) and Articles of Association of the Company and to the extent of applicable rules and regulations of RBI, and based on the recommendation of the Nomination and Remuneration Committee and approval of Board of Directors, consent of the members of the Company be and is hereby accorded to appoint Mrs. Prem Devi Baid (DIN: 00774922) as Whole-Time Director ( Designated as Executive Director) of the Company for a period of 5 (Five) years w.e.f. **August 06, 2022** on the existing terms and conditions decided as per the resolution passed in the Board Meeting held on May 06, 2022.

**RESOLVED FURTHER THAT** Mr. Deepak Baid (DIN:03373264), Managing Director and Mr. Gajendra Singh Shekhawat, Company Secretary and Compliance Officer of the Company be and are hereby severally authorized to do all such other acts, deeds, matters and things as may be necessary, incidental or consequential to give effect to the above resolutions.”

**8. To approve the appointment of Mrs. Aneesha Baid (DIN: 07117678) as Whole-Time Director of the Company (Designated as Executive Director).**

**To consider and if thought fit, to pass with or without modification(s), following resolution as an Ordinary Resolution:**

**“RESOLVED THAT** pursuant to provisions of Sections 149, 152, 196 and other applicable provisions, if any, of the Companies Act, 2013 read with the rules made there under and pursuant to exemptions granted to private companies vide notification issued by Government of India, Ministry of Corporate Affairs dated 5th June, 2015 (including any statutory modification(s) or re-enactment thereof for the time being in force), and Schedule V of the Companies Act, 2013 (to the extent applicable on Private Company) and Articles of Association of the Company and to the extent of applicable rules and regulations of RBI , and based on the recommendation of the Nomination and Remuneration Committee and approval of Board of Directors, consent of the members of the Company be and is hereby accorded to appoint Mrs. Aneesha Baid (DIN: 07117678) as Whole-Time Director ( Designated as Executive Director) of the Company for a period of 5 (Five) years w.e.f. **August 06, 2022** on the existing terms and conditions decided as per the resolution passed in the Board Meeting held on May 06, 2022.

**RESOLVED FURTHER THAT** Mr. Deepak Baid (DIN:03373264), Managing Director and Mr. Gajendra Singh Shekhawat, Company Secretary and Compliance Officer of the Company be and are hereby severally authorized to do all such other acts, deeds, matters and things as may be necessary, incidental or consequential to give effect to the above resolutions.”

**By Order of the Board of Directors  
For Laxmi India Finleasecap Private Limited**

**Date: August 27, 2022**

**Place: Jaipur**

**Sd/-  
Gajendra Singh Shekhawat  
Company Secretary and Compliance Officer  
Reg. Office Address- 2, DFL, Gopinath Marg,  
M.I. Road, Jaipur-302001**



## NOTES

1. A member entitled to attend and vote at the 25<sup>th</sup> Annual General Meeting (the "Meeting") is entitled to appoint a proxy to attend and vote on a poll instead of himself/herself and the proxy need not be a member of the Company. A proxy may be sent by submitting form no. MGT-11 enclosed and in order to be effective, the duly stamped, filled and signed instrument appointing the proxy must reach the registered office of the Company not less than forty-eight hours before the commencement of the Meeting.
2. A member holding more than 10% of the total share capital of the company carrying voting rights may appoint a single person as proxy and such person shall not act as proxy for any other person or shareholder.
3. A person can act as proxy for on behalf of maximum 50 members and aggregate holding of such members shall not be more than 10% of total share capital of the company having voting rights.
4. An Explanatory Statement pursuant to Section 102(1) of the Companies Act, 2013, setting out material facts concerning the special business is annexed hereto and forms part of Notice.
5. Body corporates can be represented at the meeting by such person(s) as are authorised. The scan copy/physical copy of relevant Board Resolution/ Authority letter etc. together with their respective specimen signatures as required under section 113 of the Companies Act, 2013, authorizing such person(s) to attend the meeting and vote on their behalf at the meeting should be sent to the Company Secretary at [cs@lifc.in](mailto:cs@lifc.in), prior to the meeting or can be submitted at the time of meeting.
6. Members / Proxies attending the meeting are requested to bring their attendance slip duly filed in along with their copy of Annual Report to the Meeting.
7. In view of the prevailing situation and owing to the difficulties involved in dispatching of physical copies of the Notice of AGM and Audited Financial Statements of the Company for the Financial Year ended on March 31, 2022 together with the Board's report and Auditor's report thereon and other documents attached thereto, the same shall be sent only by e-mail to the members, debenture trustees and to all the persons entitled to receive the same at their e-mail ids registered with the Company. The same has also been uploaded on the website of the Company at <https://www.lifc.co.in/annual-report/>.
8. Members who have not registered their e-mail addresses so far, are requested to register their e-mail address for receiving all communication including Annual Report, Notices, Circulars, etc. from the Company electronically.
9. Relevant documents referred to in the accompanying Notice are open for inspection by the members of the Company at the registered office of the Company on all working days, during business hours up to the date of the AGM and during the continuance of AGM.
10. A copy of Audited Financial Statements of the Company for the Financial Year ended on March 31, 2022 together with the Board's report and Auditor's report thereon is enclosed herewith.
11. The register of directors and key managerial personnel (KMP) and their shareholding and register of contracts or arrangements in which directors are interested, maintained under section 170 and 189 of the Companies Act, 2013 respectively will be available for inspection by the members at AGM.
12. Members seeking any information with regard to the Accounts or any other matter to be placed at AGM are requested to write to the Company on [cs@lifc.in](mailto:cs@lifc.in) at least 7 days in advance, so as to enable the management to keep the information ready at the meeting.
13. In case of joint holders attending the meeting, only such joint holder who is higher in the order of names will be entitled to vote at the meeting.

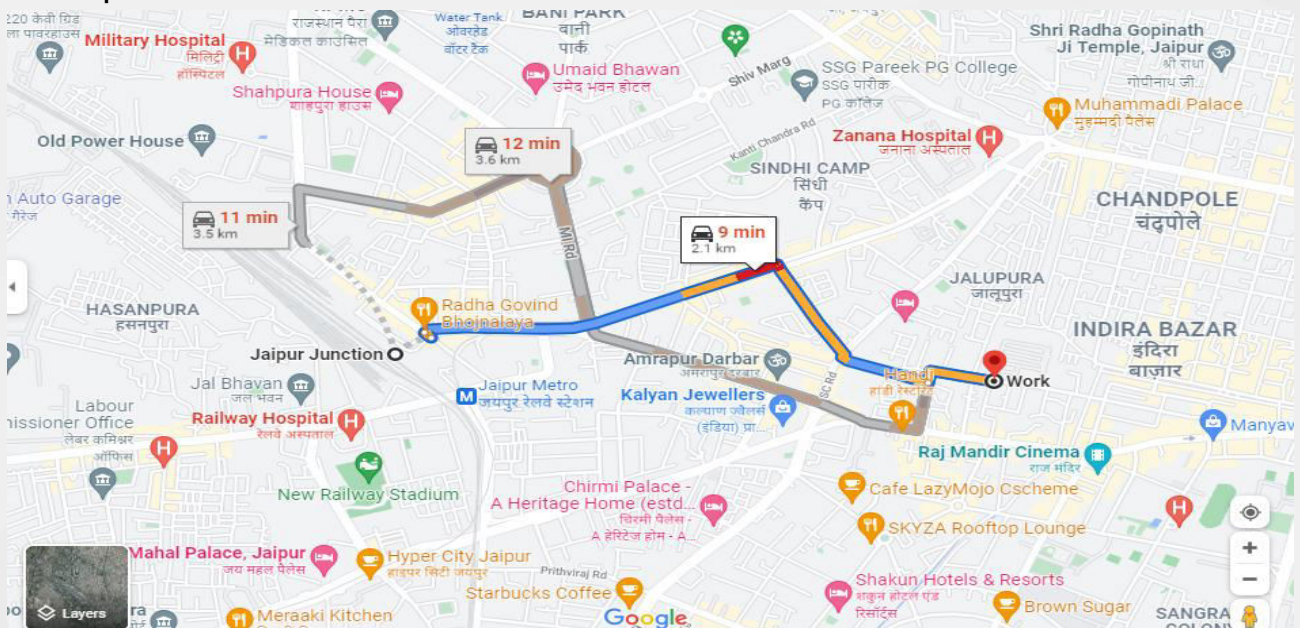




- 14. Members holding shares in single name and physical form are advised to make nomination in respect of their shareholding in the Company. The nomination form can be obtained from the Company's registered office.
- 15. The Company has taken all the preventive/precautionary measures while making arrangement for this Annual General Meeting to ensure safety of all its members, employees and other stakeholders participating in the Annual General Meeting in accordance with the guidelines on preventive measures to contain spread of Covid-19 issued by Ministry of Health and Family Welfare, Government of India.
- 16. Kindly note the following precautions to be undertaken while attending the AGM in person due to the outbreak of pandemic Covid-19:
  - a. Members are requested to wear mask at the entry and at all time during the meeting;
  - b. Members are requested to follow the disinfectant process and make themselves subject to temperature check available at the venue of the meeting before entering into the office premises and to sanitize their hands frequently throughout the meeting;
  - c. Members are requested to maintain physical distance of at least 6 feet (about 2 arm's length);
  - d. Members are requested to cover their mouth and nose with a disposable tissue while coughing or sneezing and use the nearest waste receptacle to dispose of the tissue after use.
  - e. Note: Any member displaying symptoms of illness or being part of a risk group is specifically requested not to attend the AGM.
- 17. With reference to SS-2 for the convenience of recipients of notice. The complete particulars of the venue of the meeting including route map and prominent land mark for easy location are as given under:

**Venue of the meeting:** 2, DFL, Gopinath Marg, M.I. Road, Jaipur, Rajasthan-302001

**Route Map:** The Red Balloon Mark indicates the venue of AGM



**Date:** August 27, 2022  
**Place:** Jaipur

**By Order of the Board of Directors**  
**For Laxmi India Finleaseap Private Limited**

**Sd/-**  
**Gajendra Singh Shekhawat**  
**Company Secretary and Compliance Officer**  
**Reg. Office Address- 2, DFL Gopinath Marg**  
**M.I. Road Jaipur 302001**



## Explanatory Statement pursuant to Section 102(1) of the Companies Act, 2013

The following statement sets out the material facts concerning the special business mentioned in the accompanying notice to be transacted at the Meeting

### Item No. 2

In order to augment the long-term resources for financing inter alia, and meeting the working capital requirements in the Company for its expansion, for expanding the growth of its loan portfolio and general corporate purposes in the ordinary course of business of the Company, it is the need of the hour to infuse funds in the Company by way of borrowings. Therefore, the Company is desirous to raise funds by way of issuing NCDs including bonds, and/or other debt securities as per Section 2(30) of the Act to various person(s) on private placement basis, at such terms and conditions and at such price(s) in compliance with the requirements of regulatory authorities, if any and as may be finalized by the Board and/or Committee of Board

In terms of Section 42 of the Companies Act, 2013 and Rule 14 of the Companies (Prospectus and Allotment of Securities) Rules, 2014, a Company shall not make a private placement of its securities unless the proposed offer of securities or invitation to subscribe to the securities has been previously approved by the Members of the Company by a Special Resolution. In case of an offer or invitation to subscribe to non-

convertible debentures ("NCDs") on private placement, the Company can obtain previous approval of its shareholders by means of a Special Resolution once a year for all the offers or invitations for such non-convertible debentures during the year through a private placement basis in one or more tranches.

An enabling resolution as set out in Item No. 2 of the Notice is therefore being sought to be passed, to borrow funds by offer or invitation to subscribe to secured/unsecured, listed/ unlisted, with or without green shoe option, redeemable, non-convertible debentures for an amount not exceeding INR 100,00,00,000/- (Indian Rupees One Hundred Crores Only) in one or more tranches. This resolution would be valid for a period of one year from the date of this Annual General Meeting.

Accordingly, the proposed special resolution as set out in Item No.2 of the Notice is placed for approval of the members by way of Special Resolution.

None of the Director or and Key Managerial Personnel of the Company or their relatives is in any way concerned or interested, financially or otherwise, in the resolution set out at Item No. 2 of the accompanying notice.

### Statement of Disclosure as required under Rule 14(1) of the Companies (Prospectus and Allotment of Securities) Rules, 2014:

(a)	Particulars of the offer including date of passing of Board Resolution	Secured/Unsecured, Listed/ Unlisted, with or without green shoe option, redeemable, Non-Convertible Debentures (" <b>NCDs</b> ") for an amount not exceeding INR 100,00,00,000/- (Indian Rupees One Hundred Crores Only) in one or more tranches, on a private placement basis at such interest rates and on such terms and conditions as may be determined by the Board of Directors/Committee of the Company.  Date of passing Board Resolution: May 06, 2022.
(b)	Kinds of securities offered and the price at which security is being offered	Secured/Unsecured, Listed/ Unlisted, with or without green shoe option, Redeemable, Non-Convertible Debentures (" <b>NCDs</b> ") at a price as may be determined by the Board of Directors of the Company in accordance with applicable laws.
(c)	Basis or justification for the price (including premium, if any) at which the offer or invitation is being made	Since the issuance would be in one or more tranches, the price would be determined by Board of Directors of the Company in accordance with applicable laws and with prevailing market conditions at the time of issue.



(d)	Name and address of valuer who performed valuation	Not Applicable in case of NCDs
(e)	Amount which the company intends to raise by way of such securities	INR 100,00,00,000/- (Indian Rupees One Hundred Crores Only)
(f)	Material terms of raising such securities,	Since the issuance would be in one or more tranches, the material terms will be determined by Board of Directors of the Company based on the provisions of the Companies Act, 2013, the rules made thereunder and other applicable laws for the time being in force.
	Proposed time schedule	This resolution would be valid for a period of one year from the date of this Annual General Meeting
	Purpose or Objects of the Offer	The proceeds of the issues would be used for (a) deployment in business and growth of asset book by on lending including the expansion of growth of loan portfolio (b) General Corporate purpose for ordinary course of business and for such other purposes related to the business of the Company as the Board/Committee feels appropriate.
	Contribution being made by the promoters or directors either as part of the offer or separately in furtherance of objects	Presently, the company is seeking enabling approval by way of the proposed resolution as set out in item no -2 of the notice calling this meeting. The terms and other conditions including proposed investors shall be determined by the board as and when the company will proceed for same.
	Principle terms of assets charged as securities (in case of issuance of Secured NCDs)	The principal amount of the Secured NCDs issued along with all interest due will be secured by way of charge on assets of the Company in favour of the Debenture Trustee, in such manner as may be mutually decided by the Company and Debenture Trustee.

None of the Directors, Key Managerial Personnel and their relatives, other than to the extent of their shareholding in the Company, if any, are concerned/interested financially or otherwise, in the aforesaid Resolution.

### Item No. 3

Mr. Yaduvendra Mathur (DIN: 00307650) was appointed as an Additional Director (Independent) with effect from May 06, 2022, by the board of directors in accordance with the provisions of Section 161 of the Companies Act, 2013. he shall hold office up to the date of ensuing Annual General Meeting of the Company.

The Board is of the view that the appointment of Mr. Yaduvendra Mathur (DIN: 00307650) on the Board is desirable and would be beneficial to the Company and hence, it recommends the said resolution No. 3 for approval by the members of the Company.

The Company has received a declaration from him stating that he meets the criteria of Independence as prescribed under Section 149(6) of the Companies Act, 2013, and a declaration that he is in compliance of sub-rule (1) and sub-rule (2) of Rule 6 of the Companies (Appointment and Qualifications of Directors) Rules, 2014. He has also given his consent in form DIR-2 to continue as Director of the Company, if so appointed by the members.

In the opinion of the Board, Mr. Yaduvendra Mathur (DIN: 00307650), fulfills the conditions for appointment as Independent Director as specified in the Companies Act, 2013 and the rules made thereunder and is independent of the management.

The brief resume of Mr. Yaduvendra Mathur (DIN: 00307650), nature of expertise in functional areas, disclosure of relationship with other Directors, Directorships and Memberships of Committees of the Board etc. as required under Secretarial Standard on General Meeting (SS-2) is set out in this Notice at Annexure A.

Except Mr. Yaduvendra Mathur (DIN: 00307650), and his relatives none of the Directors, Key Managerial Personnel of the Company or their relatives or any other officials of the Company as contemplated in the provisions of Section 102 of the Companies Act, 2013 is, in any way, financially or otherwise, concerned or interested in the resolution set out at Item no 3 in the accompanying Notice.

**Brief Profile of Mr. Yaduvendra Mathur (DIN: 00307650) as per SS-2 on General Meetings**

<b>Name of the Director</b>	Mr. Yaduvendra Mathur
<b>DIN</b>	00307650
<b>Date of Birth</b>	09/11/1959
<b>Nationality</b>	Indian
<b>Age</b>	62
<b>Date of first Appointment on the Board</b>	NA
<b>Relationship with Directors, members and Key Managerial Personnel</b>	Not related to Directors, members and Key Managerial Personnel
<b>Expertise in specific functional area</b>	Expertise in functional area of the company business.
<b>Qualification(s)</b>	MBA
<b>The number of Meetings of the Board attended during the year 2021-22</b>	He was not on the board during the year.
<b>Board Membership of other listed Companies as on March 31, 2022</b>	1
<b>Number of equity shares held in the Company as at March 31, 2022</b>	He is not holding equity shares held in the Company as at March 31, 2022
<b>Chairmanships/Memberships of the Committees of other companies</b>	1
<b>Details of past remuneration</b>	Rs. 50,000 Per Meeting as Sitting Fees
<b>Proposed remuneration</b>	Rs. 50,000 Per Meeting as Sitting Fees
<b>Date of first appointment on the Board</b>	May 06, 2022
<b>Experience</b>	40
<b>Terms and conditions of appointment</b>	Appointed as an Additional Independent Director on the board of the company on May 06, 2022.
<b>Shareholding in the company</b>	NA
<b>Brief Profile</b>	Mr. Yaduvendra Mathur is an Indian Administrative Service Officer of the 1986 batch who retired on 30 Nov 2019 from the rank of Secretary to Government of India. After a degree in Economics and an MBA in Finance, Mr. Yaduvendra Mathur worked with a Tata Company (Associated Cement Companies 1982-1984) before joining the IAS in 1986, topping his batch. As Chairman and Managing Director of Exim Bank (2014-17) he was part of the initiative of Prime Minister to promote project exports from India by engaging friendly nations through concessional lines of Credit extended by the Bank. From Feb 2017 till his retirement, he was heading the Knowledge and Infrastructure Verticals of NITI Aayog as Special Secretary.

The Board of Directors recommends the said resolution as set out in Item No. 3 as Ordinary Resolution.

**Item No. 4**

Upon enactment of the Companies Act, 2013, various provisions of the Companies Act, 1956 have been repealed and in view of the same, the Articles of Association of the Company needs to be re-aligned as per the provisions of the new Act.

The Board of Directors in their meeting held on August 06, 2022 decided (subject to the approval of members) to adopt a new set of Articles of Association in place of

and to the exclusion of existing Articles of Association of the Company.

The draft of the new set of Articles proposed for approval is being circulated along with this notice of the Annual General Meeting and also available for inspection by the shareholders of the Company during normal business hours at the Registered office of the Company and copies thereof shall also be made available for inspection at the Corporate Office of the Company and also at the place of the meeting on the meeting day.





In terms of Section 14 of the Companies Act, 2013, the consent of the members by way of special resolution is required for adoption of new set of Articles of Association of the Company.

#### Summary of amendments in AOA of the Company

S. No	Changes
1.	<ul style="list-style-type: none"> <li>The New AOA has been restructured and aligned with the provisions of the Companies Act 2013, the Secretarial Standards issued by the Institute of Company Secretaries of India and other applicable laws;</li> <li>References to the sections, sub-sections, clauses etc. of the Companies Act 2013, which have been amended are substituted with the new provisions of the Companies Act 2013,</li> <li>The new AOA to be substituted in place of the existing AOA which is based on "Table-F" of the Act which sets out the model AOA for a company limited by shares,</li> <li>Rules, Regulations and Provisions of the Companies Act 2013, and Securities and Exchange Board of India (Listing Obligations and Disclosure Requirements) 2015 as applicable and amended from time to time which permit the Company to do certain acts when authorized by AOA, or, which require the Company to do acts in a prescribed manner unless the AOA otherwise provides, have been specifically included.</li> </ul>

Your Directors commend passing of this resolution by way of a special resolution.

None of the directors, KMPs of the company, or their relatives are in any way interested or concerned, financially or otherwise, in the resolution set out at item no. 4.

#### Item No. 5 & 6

In order to comply with the provisions of Section 4, 13 and other applicable provisions, if any, of the Companies Act, 2013 read with rules framed there under, the Company needs to rename the heading of clause III B to "Matters which are necessary for furtherance of the objects specified in clause III(A) are: -" and delete the Other Objects Clause i.e. III C from the Memorandum of Association. Further the liability clause i.e. Clause IV is required to be substituted with the following: "The liability of members is limited and this liability is limited to the amount unpaid, if any, on shares held by them."

The modification in the Memorandum of Association is carried out to give effect to the provisions of the Companies Act, 2013.

The Board recommends passing of the Resolutions set out at Item Nos. 5 and 6 as a special resolutions.

None of the Directors, Promoters, Key Managerial Personnel of the Company and their relatives are in any way, concerned or interested, financially or otherwise in the proposed resolution.

The copy of current and amended Memorandum & Articles of Association is available for inspection by the members at the Registered Office of the Company on all working days (except Sundays and Public Holidays), during the business hours from the date hereof upto the date of the Meeting.

#### Item No. 7

Mrs. Prem Devi Baid (DIN: 00774922) was appointed as an Executive Director in the Board meeting held on May 06, 2022. The Board has approved the same in their meeting held on August 06, 2022, subject to the approval of the shareholders of the Company, as Mrs. Prem Devi Baid is involved in day to day business decisions of the Company and withdrawing salary as an employee of the Company. Therefore, the change in designation will give the true impact.

As per the provisions of sec 196 (3)(a) the appointment of a person who has attained the age of seventy years may be made by passing a special resolution in which case the explanatory statement annexed to the notice for such motion shall indicate the justification for appointing such person. As per this provision, Mrs. Prem Devi Baid has attained the age of seventy years, hence, shareholders' approval is required for her appointment.

Further, the Company has received the consent (DIR-2) and declarations (MBP-1, DIR-8) from Mrs. Prem Devi Baid (DIN: 00774922) and is eligible for appointment as Whole-time Director of the Company. The Board considers that her association as Whole-time Director would be of immense benefit to the Company.

Mrs. Prem Devi Baid (born on February 2, 1950) mother of Mr. Deepak Baid, Director of the Company, is an Entrepreneur and Businesswoman. For two decades, she contributed to several family companies in India in various positions. She is the Co-founder & Promoter of a trading Company namely, Prem Dealers Pvt. Ltd.

None of the other Directors, Key Managerial Personnel of the Company or their relatives or any other officials of the Company as per the provisions of the Companies Act, 2013 is, in any way, financially or otherwise, concerned or interested in the resolution except Mrs. Prem Devi Baid (DIN: 00774922), Mr. Deepak Baid and Mrs. Aneesha Baid and her relatives.

**Brief Profile of Mrs. Prem Devi Baid (DIN: 00774922)**

<b>Name of the Director</b>	Mrs. Prem Devi Baid
<b>DIN</b>	00774922
<b>Date of Birth</b>	02/02/1950
<b>Nationality</b>	Indian
<b>Age</b>	71
<b>Date of first Appointment on the Board</b>	February 04, 2011
<b>Relationship with Directors, members and Key Managerial Personnel</b>	Relative of Mr. Deepak Baid (Son) and Mrs. Aneesha Baid (Daughter in Law)
<b>Expertise in specific functional area</b>	Expertise in functional area of the company business.
<b>Qualification(s)</b>	B.Com
<b>The number of Meetings of the Board attended during the year 2021-22</b>	6
<b>Board Membership of other listed Companies as on March 31, 2022</b>	NIL
<b>Number of equity shares held in the Company as at March 31, 2022</b>	707135
<b>Chairmanships/Memberships of the Committees of other companies</b>	NIL
<b>Details of past remuneration</b>	Rs. 1,38,00,000/- (Rupees One Crore Thirty-Eight Lakhs only) per annum plus Perquisites
<b>Proposed remuneration</b>	Rs. 1,38,00,000/- (Rupees One Crore Thirty-Eight Lakhs only) per annum plus Perquisites
<b>Experience</b>	12
<b>Terms and conditions of appointment</b>	Appointed as an Executive Director on February 04, 2011 and now been appointed as an Whole Time Director of the Company
<b>Brief Profile</b>	Mrs. Prem Devi Baid (born on February 2, 1950) mother of Mr. Deepak Baid, Director of the company since 2011, is an Entrepreneur and Businesswoman. For two decades, she contributed to several family companies in India in various positions. She is Co-founder & promoter of a trading company namely Prem Dealers Pvt. Ltd.

The Board of Directors recommends the said resolution as set out in Item No. 7 as Special Resolution.

**Item No. 8**

Mrs. Aneesha Baid (DIN: 07117678) was appointed as a Director on the Board of the Company on December 31, 2016. the Board has approved the same in their meeting held on August 06, 2022, subject to the approval of the shareholders of the Company, as she is involved in day to day business decisions of the Company and withdrawing salary as an employee of the Company. Therefore, the change in designation will give the true impact.

Further, the Company has received the consent (i.e. DIR-2) and declarations (MBP-1, DIR-8) from Mrs.

Aneesha Baid (DIN: 07117678) and is eligible for appointment as Whole-time Director of the Company. The Board considers that her association as Whole-time Director would be of immense benefit to the Company. Mrs. Aneesha Baid is the wife of Deepak Baid, the Co-founder of Deepak Finance & Leasing Co., a unit of LIFC Group, acquired in 2011 by Laxmi India FinleaseCap Private Limited. She has been involved in the operations and growth of the business empire since its inception. She was appointed as Director in the Company w.e.f. December 31, 2016 and she assists us time to time in the activities of the company to make operation smooth and effective.



None of the other Directors, Key Managerial Personnel of the Company or their relatives or any other officials of the Company as per the provisions of the Companies Act, 2013 is, in any way, financially or otherwise,

concerned or interested in the resolution except Mrs. Aneesha Baid (DIN: 07117678), Mr. Deepak Baid and Mrs. Prem Devi Baid and her relatives.

**Brief Profile of Mrs. Aneesha Baid (DIN: 07117678)**

<b>Name of the Director</b>	Mrs. Aneesha Baid
<b>DIN</b>	07117678
<b>Date of Birth</b>	10/10/1981
<b>Nationality</b>	Indian
<b>Age</b>	40
<b>Date of first Appointment on the Board</b>	December 31, 2016
<b>Relationship with Directors, members and Key Managerial Personnel</b>	Relative of Mr. Deepak Baid (Son) and Mrs. Prem Devi Baid ( Mother in Law)
<b>Expertise in specific functional area</b>	Expertise in functional area of the company business.
<b>Qualification(s)</b>	B.Com
<b>The number of Meetings of the Board attended during the year 2021-22</b>	6
<b>Board Membership of other listed Companies as on March 31, 2022</b>	NIL
<b>Number of equity shares held in the Company as at March 31, 2022</b>	6,02,668
<b>Chairmanships/Memberships of the Committees of other companies</b>	NIL
<b>Details of past remuneration</b>	Rs. 1,72,50,000/- (Rupees One Crore Seventy-Two Lakhs Fifty Thousands only) per annum plus Perquisites and Performance Linked Variable Pay.
<b>Proposed remuneration</b>	Rs. 1,72,50,000/- (Rupees One Crore Seventy-Two Lakhs Fifty Thousands only) per annum plus Perquisites and Performance Linked Variable Pay.
<b>Experience</b>	6
<b>Terms and conditions of appointment</b>	Appointed as an Executive Director on December 31, 2016 and now been appointed as an Whole Time Director of the Company
<b>Brief Profile</b>	Mrs. Aneesha Baid is the wife of Deepak Baid, the co- founder of Deepak Finance & Leasing Co., a unit of LIFC Group, acquired in 2011 by Laxmi India FinleaseCap Private Limited. She has been involved in the operations and growth of the business empire since its inception. She was appointed as Director in the company w.e.f 31st December 2016 and she assists us time to time in the activities of the company to make operation smooth and effective.

The Board of Directors recommends the said resolution as set out in Item No. 8 as Special Resolution.

**Date: August 27, 2022**

**Place: Jaipur**

**By Order of the Board of Directors  
For Laxmi India FinleaseCap Private Limited**

**Sd/-  
Gajendra Singh Shekhawat  
Company Secretary and Compliance Officer  
Reg. Office Address- 2, DFL Gopinath Marg  
M.I. Road Jaipur 302001**



# BOARD'S REPORT

To,  
The Members,  
Laxmi India FinleaseCap Private Limited ("The company or Laxmi India or LIFC")

Your Directors have pleasure in presenting the 25<sup>th</sup> Board Report on the business and operations of your Company together with the audited Financial Statements for the Financial Year ended March 31, 2022.

## 1. FINANCIAL SUMMARY AND HIGHLIGHTS/STATE OF COMPANY'S AFFAIR

The Company's performance for the financial year ended 31<sup>st</sup> March, 2022 is summarized as below:

(Amount in Lakhs except per share data)

PARTICULARS	Year ended 31st March 2022	Year ended 31st March 2021
Total Revenue	9820.65	8877.60
Total Expenditure (excluding Finance Cost & Depreciation)	2767.95	2061.59
<b>Profit Before Finance Cost &amp; Depreciation</b>	<b>7052.70</b>	<b>6816.01</b>
Less: Finance Cost	4986.72	4950.54
Less: Depreciation	88.34	90.43
<b>Profit Before Tax</b>	<b>1977.64</b>	<b>1775.04</b>
Total Tax Expenses (Current & Deferred)	489.17	726.07
<b>Profit After Taxation</b>	<b>1488.47</b>	<b>1048.97</b>
Other Comprehensive Income (Net of Tax)	-7.98	9.94
<b>Total Comprehensive Income for the period</b>	<b>1480.49</b>	<b>1058.91</b>
<b>APPROPRIATION :-</b>		
Dividend on Equity Shares	-	-
Dividend on Preference Shares	-	-
Tax on Dividend	-	-
Transfer to General Reserve	-	-
Transfer to Statutory Reserve Fund	296.10	211.78
<b>EPS:-</b>		
Basic	10.15	7.51
Diluted	10.15	7.51

1.1 Your Company posted total income and net profit of Rs. 9820.65 Lakhs and Rs. 1488.47 Lakhs respectively, for the financial year ended March 31, 2022, as against Rs. 8877.60 Lakhs and Rs. 1048.97 Lakhs respectively, in the previous financial year ended March 31, 2021.

## 2. CHANGE IN THE NATURE OF BUSINESS

During the year under review, there was no change in the nature of business of the company.

## 3. DIVIDEND

For expansion of business and for general corporate requirement, the Board of Directors of your company has decided that it would be prudent, not to recommend any Dividend for the year under review.

## 4. RESERVES

Since the Company is a Non- Banking Financial Company registered with Reserve Bank of India





(RBI) therefore as per section 45-IC of the RBI Act, 1934, every non-banking financial company shall create a reserve fund and transfer therein a sum not less than twenty per cent of its net profit every year as disclosed in the profit and loss account and before any dividend is declared.

Therefore, the Company has transferred **Rs. 296.10 Lakhs** in the statutory reserves out of profits as required under section 45-IC of the Reserve Bank of India Act, 1934. Further, your Board of Directors does not propose to transfer any amount to general reserves of the company

## 5. OPERATIONAL HIGHLIGHTS

### a. Disbursement

The company offers, a wide range of MSME Loan (Loan Against Property-backed up with registered mortgage of property), Auto Loan (Used car loans, Commercial Vehicle Loans, Tractor Loan and Two Wheeler Loans), Business Loan (MSME), Personal Loan. Disbursement in FY 2021-22 aggregated to Rs. 23660 Lakhs as compared to Rs. 15982 Lakhs in FY 2020-21.

### b. Assets Under Management (AUM)

During the period under review the AUM of the Company stood at **Rs. 53160 Lakhs** as on March 31, 2022 against March 31, 2021 which stood at **Rs. 46209 Lakhs**.

### c. Performance Review

Laxmi India is emerging as the leading Financing Solutions provider and a one-stop for customer providing a suite of financing and leasing solutions across varied assets. Laxmi India aspires to scale up the business through strategic initiatives and leveraging a strong foothold in the Commercial Finance Business. The Commercial Finance Business is committed to being a complete financial solutions partner to its customers, through high quality service and innovative products, which provide value to its customers.

## 6. RESOURCE MIX

### • Borrowings

The Company has diversified funding sources from Public Sector Banks, Private Sector Banks, and Financial Institutions etc. Funds were raised in line with Company's Resource Planning Policy through Term Loans, Non-Convertible Debentures (NCDs). The details of funds raised during the year are as below:

S. No.	Borrowings / Security Type	Credit Rating	Amount Raised (In Crs)
1	Term Loan from Banks and Financial Institutions (including overdraft)	A- (Stable) (Acuite) BBB+ (Stable)(BWR)	221.50
2	Assignment	Unrated	63.81

Going forward, Laxmi India plans to grow its MSME business as well as a continued focus on Commercial Vehicle, Light Commercial Vehicle and Two Wheeler Loans. Additionally, it continues to focus on high NIM (Net Interest Margin) products, increase customer acquisition, especially through expanding its customer Durables Loans business, balancing its product mix, ramping up fee based income, optimizing operating costs and improving collection efficiency for further enhancing its profitability. Laxmi India also plans to leverage analytics capabilities to explore opportunities in the market and offer unique products and solutions to new as well as existing customers. There are plans to automate several processes to ensure Quick Turnaround.

While fulfilling our mission of Financial Inclusion, your Company has also built a deep knowledge of customers with micro-data points ranging from income, payment behaviors, socio-economic status and other indirect data. The Company is successfully mining this data by building a powerful analytics models extended through digital platforms for customer acquisition, collections, NPA management, customer engagement, forecasting business trend, etc.

During the year, your Company further expanded its geographical presence by reaching out to untapped villages and increased its footprints by opening new branches and making it more accessible to its customers.

The company's total income grew by **10.62% to Rs. 9820.65 Lakhs from Rs. 8877.60 Lakhs during the reporting period**. Judicious pricing decisions coupled with alterations in the product mix designed to provide the optimum risk benefit led to increase in yields during Financial Year 2021-22.



No Interest payment or principle repayment of the Term Loans and Non-Convertible Debentures was due and unpaid as on March 31, 2022. The assets of the company which are available by way of security are sufficient to discharge the claims of the banks and debenture holders as and when they become due.

- **Securitization/Assignment**

During the year, your company had assigned a loan portfolio having a total principal amount of Rs. 63.81 Crores under Direct Assignment route. In

previous year, the company had assigned a loan portfolio having a total principal amount of Rs. 15.35 Crores under Direct Assignment route.

- **Debt to Equity Ratio (Leverage Ratio)**

As on March 31, 2022, the debt and equity ratio of the Company stood at **3.24** against March 31, 2021 which stood **3.95** times. The leverage ratio of an applicable NBFC (except NBFC-MFI and NBFC-IFCs) shall not be more than 7 at any point of time and our leverage ratio is under better position.

## 7. CREDIT RATING

The company has received ratings as under:

Particulars	Rating Agencies	Date of Rating Agencies	Rating valid upto	2021-22
Bank Loan rating	Acuité Ratings & Research Limited	30.03.2022	25.02.2023	A-
	BWR	28.10.2021	28.10.2022	BBB+
Non-Convertible Debentures	Acuité Ratings & Research Limited	30.03.2022	25.02.2023	A-
	Brickwork Ratings	28.10.2021	28.10.2023	BBB+

## 8. CAPITAL ADEQUACY

Consequent upon the allotment of Equity Shares issued on a right issue basis to existing shareholders, the paid up share capital of the Company has increased from **Rs. 1431 Lakhs to Rs. 1589.02 Lakhs** as on March 31, 2022.

As a result of increased net worth, your Company was able to enhance the Capital to Risk Weighted Assets (CRAR) to **23.86%** as on March 31, 2022 well above the minimum requirement of 15.00% CRAR prescribed by the Reserve Bank of India. Out of the above, Tier I capital adequacy ratio stood at **23.56%** and Tier II capital adequacy ratio stood at **0.30%** respectively.

## 9. SOCIAL & RELATIONSHIP CAPITAL (HUMAN RESOURCES)

The Company recognized people as its most valuable assets and it has built an open, transparent and meritocratic culture to nurture this asset. Laxmi India's mission of creating a high performance culture has been further strengthened through areas such as building a capability model (identification of critical competences) nurturing talent through interventions such as coaching, competency bases training programs and cross functional projects.

Your Company has a work environment that inspires people to do their best and encourages an ecosystem of teamwork, continuous learning and work life balance.

Your Company believes that people perform to the best of their capability in organization to which they feel truly associated. Your Company focuses on widening organizational capabilities and improving organizational effectiveness by having a competent and engaged workforce. Our people are our partners in progress and employee empowerment has been critical in driving our organizational growth to the next level.

In the time of COVID-19, company has always supported employees and during the financial year 2021-2022, management did not left the hands of employee in any situation and provided many benefits to the employees and their family like financial support for Covid affected employees & family on easy repayment terms, special paid leaves for covid affected employees, 50% salary credit to the family of the deceased employees up to 1 year, employment opportunities on merits for the eligible dependents, vaccination support program etc.

The Company had 605 employees on the rolls of the company as on March 31, 2022 as compared to 445 as on March 31, 2021.

## 10. NETWORK EXPANSION (BRANCHES)

The Company is growing at fast pace and continuously expanding its business in the state of Rajasthan, Gujarat and Madhya Pradesh. During the financial year, the company has opened 09 branches in the state of



Rajasthan and 04 branches in the state of Madhya Pradesh and 03 branches in the state of Gujarat. On the closing of financial year March 2022, the company is having total 93 count of branches which covers three states - Rajasthan, Gujarat and Madhya Pradesh. During the period under review company has closed its 07 branches in the state of Rajasthan. The details of branches are as mentioned below:

State	Branches
Rajasthan	75
Gujarat	10
Madhya Pradesh	8
<b>Total</b>	<b>93</b>

### 11. TECHNOLOGY INITIATIVES

The Indian financial market sector is becoming both more strategically focused and technologically advanced to respond to consumer expectations while trying to defend market share against an increasing array of competitors. A great deal of emphasis is being placed on digitizing core business process and reassessing organizational structures and internal talent to be better prepared for the future. This transformation illustrates the increasing desire to become a 'digital institutions'.

The Management of your company realizes that and has been investing in technological up-gradation and also fine-tuning the systems and process to ensure that those are in sync with the technology platforms. With the goal aimed to the future and service aimed to customers, both 'Internal & External', we have established a goal of techno driven company.

Laxmi India is very keen to adapt new technology whether in term of accounting software's for better reporting purpose or in order to reduce Turn Around Time ("TAT") moving to the Tab based LOS. Company is using more than 10 digital techniques for getting the optimized results with least cost that enhances the quality of the portfolio along with the reduction in overall TAT.

As a part of seeing more functions towards the technology, we are experimenting with the technologies such as more mobile based applications and some of the initiatives taken are as under:

- **Laxmi Mitra (Referral Application):** Referral application for lead generation is done in least cost with real time tracking of file processing. Laxmi Mitra is available on Google play store for android based platform users.
- **M Collection:** This application gives a real time Collection receipt by a mobile operated thermal printer to customer. Collection executives have to put loan account number into the application and application fetches the data of the respective customers and generates a print.
- **E-NACH:** Activation of NACH in less than 48 hours and it gave a reduction from 15 days to 2 days' time. Least manual intervention, improve higher accuracy with minimal cost.
- **Vehicle valuation Application:** Vehicle Valuation in less than 2 hours with real time valuation and least manual intervention with higher accuracy.
- **LOS application:** Very soon we are coming with LOS which will be based upon mobile and can help in reducing TAT and moved towards next level of Digitalization.
- **Time Labs:** Geo Tagging, Mobile based attendance application software with real time access to Pay slip, Reimbursement of expenses and download form 16 A.
- **Auto Dialer:** Customer get the auto reminder call for every EMI's and the same is send in Text message by this application
- **IT Portal & Asset Tracking Application:** Company has developed the real time basis assets tracking application with the details of all fixed assets of the company in more systematic and easy way.
- **CRM:** In the previous year we have built a Customer Relationship Management software which was built for incorporation of better and smooth functioning of post disbursement services or queries raised by either customer or staff of the company. Complaints like functions of legal actions, foreclosure, release of property papers, pendency's in the document, etc. can be solved through the app.



## 12. MATERIAL CHANGES AND COMMITMENTS, IF ANY, AFFECTING THE FINANCIAL POSITION OF THE COMPANY WHICH HAVE OCCURED BETWEEN THE END OF FINANCIAL YEAR OF THE COMPANY TO WHICH THE FINANCIAL STATEMENT RELATE AND THE DATE OF THE REPORT

There are no significant material changes and commitments affecting the financial position of the company that occurred between the end of financial year and the date of this Report.

## 13. DIRECTORS AND KEY MANAGERIAL PERSONNEL

### a. Change in the Directors and KMP

During the year under review, there was below mentioned changes in directors and Key Managerial personnel of the Company.

NAME	PARTICULARS
Mr. Anil Balkrishna Patwardhan (DIN-09441268)	Appointed as Additional Director (Independent) on December 23, 2021 and regularized as Independent Director in the Annual General Meeting held on December 29, 2021.
Mr. Anurag Jain (M.No-A52322)	Resigned as Company Secretary and Compliance Officer with effect from June 19, 2021.
Mr. Gajendra Singh Shekhawat (M.No-A47095)	Appointed as Company Secretary and Compliance Officer with effect from June 20, 2021.
Mrs. Prem Devi Baid (DIN: 00774922)	Continuation as Non-Executive Director of The Company with effect from December 29, 2021.
Mr. Surendra Mehta (DIN: 00298751)	Re-appointed as an Independent Director of the company for a second term of five consecutive years in the Annual General Meeting held on December 29, 2021, with effect from December 31, 2021.

None of the Directors of the Company are disqualified from being appointed as directors in terms of Section 164 of the Companies Act, 2013.

The Directors of the Company as on 31.03.2022 are as follows:

Sl. No.	Name of the Director	Designation
1.	Mr. Deepak Baid (DIN-03373264)	Managing Director
2.	Mrs. Aneesha Baid (DIN- 07117678)	Director
3.	Mrs. Prem Devi Baid (DIN- 00774922)	Director
4.	Mr. Surendra Mehta (DIN- 00298751)	Independent Director
5.	Mr. Kishore Kumar Sansi (DIN- 07183950)	Independent Director
6.	Mr. Anil Balkrishna Patwardhan (DIN- 09441268)	Independent Director

### b. Key Managerial Personnel

Pursuant to the provisions of Section 203 of the Companies Act, 2013 read with the rules made thereunder, the following are the key managerial personnel of the company as on 31.03.2022:

- Mr. Deepak Baid, Managing Director
- Mr. Piyush Somani, Chief Financial Officer
- Mr. Gajendra Singh Shekhawat, Company Secretary & Compliance Officer

### c. Declaration by Independent Director(s)

In accordance with provisions of Section 149(7) and Schedule IV of the Companies Act, 2013, all the Independent Directors have submitted the declaration of independence respectively, confirming that they meet the criteria of independence. The Independent Directors have complied with the Code applicable for Independent Directors as stipulated under schedule IV of the Companies Act, 2013.

### d. Separate Meeting of Independent Directors

A separate meeting of Independent Directors of the Company was held on Wednesday, March 23, 2022, in compliance with the provisions of the Companies Act, 2013, which was attended by all the Independent Directors of Laxmi India.

### e. A statement regarding opinion of the Board with regard to integrity, expertise and experience (including the proficiency) of the independent directors appointed during the year

The Board of Directors has appointed Mr. Anil Balkrishna Patwardhan as a Non-Executive





Independent Director, the board was in the opinion that he is having rich experience in the field of finance companies and will add values to the organization because of his expertise and experience in the same filed of business. He possesses all the requisite qualities to be Independent Director of the company.

#### 14. NUMBER OF MEETINGS OF THE BOARD OF DIRECTORS

The Board of Directors met 6 times during the year under review. Adequate notice was given to all directors to schedule the Board Meetings, agenda and detailed notes on agenda were sent at least seven days in advance other than those held on shorter notice and a system exists for seeking and obtaining further information and clarifications on the agenda items before the meeting and for meaningful participation at the meeting. Frequency and quorum of these meetings and the intervening gap between any two meetings were in conformity with the provisions of the Act and Secretarial Standards issued by ICSI. Moreover, due to business exigencies or keeping in mind the urgency of matter, resolutions were passed by way of circulation. The Board of Directors actively participated in the

meetings and contributed valuable inputs on the matters brought before them from time to time.

During the Financial Year 2021-22, the Company held 6 (Six) Board Meetings of the Board of Directors as per Section 173 of Companies Act, 2013, which is summarized below.

S. No.	Day, Date of Meeting	Board Strength	No. of Directors Present
1.	Monday, May 31, 2021	5	5
2.	Saturday, June 19, 2021	5	4
3.	Tuesday, August 31, 2021	5	4
4.	Tuesday, December 28, 2021	6	6
5.	Saturday, February 12, 2022	6	5
6.	Wednesday, March 23, 2022	6	5

#### PRESENCE/ATTENDANCE OF DIRECTORS IN THE MEETINGS

S. No.	Name of Director	Board Meeting			AGM held on 29.12.2021
		No of Meeting	No of Meeting attended	%	
1.	Mr. Deepak Baid (DIN-03373264)	6	6	100.00	<b>Yes</b>
2.	Mrs. Aneesha Baid (DIN- 07117678)	6	5	83.33	<b>Yes</b>
3.	Mrs. Prem Devi Baid (DIN- 00774922)	6	6	100.00	<b>Yes</b>
4.	Mr. Surendra Mehta (DIN- 00298751)	6	6	100.00	<b>Yes</b>
5.	Mr. Kishore Kumar Sansi (DIN- 07183950)	6	3	50.00	<b>No</b>
6.	Mr. Anil Balkrishna Patwardhan (DIN- 09441268)	3	3	100.00	<b>No</b>

#### BOARD COMMITTEES

The Board of Directors of Laxmi India, functions either as full Board, or through various Committees constituted to oversee specific areas of business operations and Corporate Governance. Each Committee of the Board is guided by its terms of reference, which defines the composition, scope and powers of the

Committee. The Committees meet at regular intervals, focus on their assigned areas and make informed decisions within the authority delegated to them.

The Board places significant reliance on its committees by delegating responsibilities to assist it in carrying out its function under its supervision and stewardship. It



therefore remains crucial that effective linkages are in place between the committees and the Board as a whole.

### 1. Audit Committee

The Audit Committee comprises of well qualified Directors. The composition of the Audit Committee is in accordance with the RBI guidelines for NBFCs and the Companies Act 2013 and the rules made thereunder. During the financial year under review, the Audit Committee of the Company comprised of 3

(three)members, majority of whom are independent directors in accordance with Section 177 of the Companies Act 2013 read with rules thereto. viz. Chaired by Mr. Surendra Mehta, Mr. Deepak Baid, Mr. Anil Balkrishna Patwardhan are the members of the committee. The members of the Committee are financially literate and learned, experienced and well known in their respective fields. The meetings of the Audit Committee are also attended by the Chief Financial Officer, Internal Auditors and the Statutory Auditors, Secretarial Auditor in the capacity of invitees.

#### Composition and Attendance

During the year under review, 2 (Two) Audit Committee Meetings were convened and were held on December 28, 2021 and February 12, 2022 respectively. The required quorum was present for all the Audit Committee meetings and the gap between two meetings did not exceed a period of 120 days. The Composition and attendance details of the members of the Audit Committee are given below:

Name of Director	Category	Designation in the Committee	No of Meetings which Committee Member is entitled to attend	
			Held	Attended
Mr. Surendra Mehta	Independent Director	Chairman	2	2
Mr. Anil Balkrishna Patwardhan	Independent Director	Member	2	2
Mr. Deepak Baid	Managing Director	Member	2	2

#### The scope and functions of the Committee are as follows:

- (i) The recommendation for appointment, remuneration and terms of appointment of auditors of the company;
- (ii) Review and monitor the auditor's independence and performance, and effectiveness of audit process;
- (iii) Examination of the financial statement and the auditors' report thereon;
- (iv) Approval or any subsequent modification of transactions of the company with related parties;
- (v) Scrutiny of inter-corporate loans and investments;
- (vi) valuation of undertakings or assets of the company, wherever it is necessary;
- (vii) Evaluation of internal financial controls and risk management systems;
- (viii) Monitoring the end use of funds raised through public offers and related matters.
- (ix) Information System Audit of the internal systems and processes conducted at least once in two years to assess operational risks faced by the NBFCs.

- (x) Any other responsibility as may be assigned, empowered or allowed or as may be assigned from time to time under the Circulars issued by NHB/RBI and Companies Act, 2013 and Rules made thereunder, including any amendment thereto for the time being in force.

### 2. Nomination and Remuneration Committee

The Board of the Company has constituted a Nomination and Remuneration Committee (the "NRC") in accordance with the provisions of the Section 178 of the Companies Act 2013 and the RBI guidelines as applicable on Non-Banking Finance Companies (NBFCs). During the financial year under review, the NRC consists of 3(three) members of which 2 (two) are independent directors viz, Mr. Surendra Mehta and Mr. Anil Balkrishna Patwardhan and Mrs. Prem Devi Baid a Non-Executive Director.

**Composition and Attendance**

During the year under review, there was one meeting held of Nomination and Remuneration Committee, on January 27, 2022. The Composition and attendance details of the members of the Nomination and Remuneration Committee are given below;

Name of Director	Category	Designation in the Committee	No of Meetings which Committee Member is entitled to attend	
			Held	Attended
Mr. Surendra Mehta	Independent Director	Chairman	1	1
Mr. Anil Balkrishna Patwardhan	Independent Director	Member	1	1
Mrs. Prem Devi Baid	Non-Executive-Director	Member	1	1

During the Financial Year 2021-22, the Board of Directors have adopted a policy of Nomination and Remuneration which includes the criteria for determining qualifications, positive attributes and Independence of Directors. The Company's Policy on Nomination and Remuneration is framed with these scope and functions as under:

- i. shall identify persons who are qualified to become Directors and who may be appointed in senior management in accordance with the criteria laid down, recommend to the Board their appointment and removal
- ii. shall specify the manner for effective evaluation of performance of Board, its committees and individual Directors to be carried out either by the Board, by the Nomination and Remuneration Committee or by an independent external agency and review its implementation and compliance
- iii. shall formulate the criteria for determining qualifications, positive attributes and independence of a director
- iv. shall recommend to the board a policy, relating to the remuneration for the directors, KMP and other employees
- v. shall ensure 'fit and proper' status of proposed/ existing directors.

Any other responsibility as may be assigned, empowered or allowed or as may be assigned from time to time under the Circulars issued by NHB/RBI and Companies Act, 2013 and Rules made thereunder, including any amendment thereto for the time being in force.

The Nomination and Remuneration Policy of the Company is disclosed on the website at

<https://www.lifc.co.in/policies/>. Further, the Company has also adopted a 'Fit and Proper' Policy for ascertaining the 'Fit and Proper' criteria of Directors at the time of appointment and on a continuing basis, pursuant to the Master Direction - Non-Banking Financial Company - Systemically Important Non-Deposit taking Company and Deposit taking Company (Reserve Bank) Directions, 2016 issued by Reserve Bank of India.

**Performance Evaluation**

Pursuant to the provisions of the Act, the Company has adopted the Nomination and Remuneration Policy with the comprehensive procedure on performance evaluation. A structured questionnaire covering various aspects of evaluation of performance of the Board, its Committees and individual Directors (including independent directors) is put forth for completion of the evaluation process. As a part of performance evaluation process, each director evaluates other Board members, the overall Board as well as the functioning of the committees of the Board in which they are members.

Accordingly, the Board has carried out the annual performance evaluation of its own performance, of individual Directors and that of its Committees. The Independent directors were also evaluated by the entire Board excluding the director being evaluated. The Nomination and Remuneration Committee has carried out evaluation of every director's performance. Also, Independent directors, in a separate meeting, evaluated the performance of Non-Independent Directors & the Board as a whole and the performance of the Chairperson (i.e. Managing Director who is the generally elected Chairperson of the Company



The criteria for performance evaluation of Independent Directors provide certain parameters like:

- Participation at the Board / Committee meetings;
- Commitment (including guidance provided to senior management outside of Board/ Committee meetings);
- Effective deployment of knowledge and expertise;
- Updated knowledge/ information pertaining to business of the company;
- Effective management of relationship with stakeholders;
- Integrity and maintaining of confidentiality;
- Independence of behavior and judgment;
- Impact and influence;

- Ability to contribute to and monitor corporate governance practice; and
- Adherence to the code of conduct for independent directors

### 3. Corporate Social Responsibility (CSR) Committee

The Board of the Company has constituted a Corporate Social Responsibility (CSR) Committee (the "CSR") in accordance with the provisions of the Section 135 of the Companies Act, 2013. During the financial year under review, the CSR committee consists of 3 (three) members viz, Mr. Surendra Mehta and Mr. Deepak Baid and Mrs. Aneesha Baid.

#### Composition and Attendance

During the financial year 2021-22, the Corporate Social Responsibility (CSR) Committee met (01) Once and CSR Committee meeting was held on January 17, 2022. The Composition and attendance details of the members of the CSR Committee are given below:

Name of the director	Category	Position	No. of Meetings in which Committee Member is entitled to attend	
			Held	Attended
Mr. Deepak Baid	Managing Director	Chairman	1	1
Mrs. Aneesha Baid	Executive- Director	Member	1	1
Mr. Surendra Mehta	Independent Director	Member	1	1

#### The terms of reference of the CSR Committee are as follows:

- Formulate and recommend to the Board, a CSR policy, which shall indicate the activities to be undertaken by the Company as per Companies Act, 2013 and rules made thereunder;
- Review and recommend the amount of expenditure to be incurred on CSR activities;
- Institute a transparent monitoring mechanism for the implementation of the CSR projects, programs and activities undertaken the Company from time to time;
- Monitor the CSR policy of the Company from time to time; and
- The CSR Committee shall formulate and recommend to the Board, an annual action plan in pursuance of the CSR policy of the Company;

### 4. Assets Liability Supervisory Committee (ALCO)

The Company had constituted this committee in accordance with the RBI guidelines and RBI Master Directions. The Asset Liability Management Committee reviews assets and liabilities position of the company and gives direction to the finance teams in managing the same. Under Schedule III of the Companies Act, 2013, the classification of assets and liabilities into current and non-current is based on their contracted maturities. The classification of assets and liabilities by the company into various maturity buckets reflects adjustments for prepayments and renewals in accordance with the guidelines issued by the Reserve Bank of India.

#### Composition and Attendance:

The Assets and Liability Management Committee met twice during the year on July 15, 2021 and December 30, 2021 to discharge its functions. The Composition and attendance details of the members of the Assets Liability Management Committee are given below:





Name of Director	Category	Designation in the Committee	No of Meetings which Committee Member is entitled to attend	
			Held	Attended
Mr. Deepak Baid	Managing Director	Chairman	2	2
Mrs. Aneesha Baid	Executive- Director	Member	2	2
Mr. Surendra Mehta	Independent Director	Member	2	2

**The scope and functions of the Committee are as follows:**

- Understanding business requirement and devising appropriate pricing strategy
- Management of profitability by maintaining relevant Net interest margin (NIM);
- Ensuring Liquidity through maturity matching;
- Ensuring adherence to the risk tolerance/limits set by the Board as well as implementing the liquidity risk management strategy of the Company;
- Management of balance sheet in accordance with internal policies and applicable regulatory requirements
- Ensure the efficient implementation of balance sheet management policies as directed by ALCO;

- Review reports on liquidity, market risk and capital management;

**5. Risk Management Committee**

The Company had constituted its Risk Management Committee in accordance with RBI guidelines. The object of Risk Management Committee is to frame, implement and monitor the risk management plans for the Company including identification therein for elements of risks if any, which may threaten the existence of the Company and such other functions. The Board of Directors on the recommendation of the Risk Management Committee approved Risk Management Policy for the company in accordance with provisions of the Act.

**Composition and attendance:**

The Risk Management committee met twice during the year on July 15, 2021 and December 30, 2021 to discharge its functions. The Composition and attendance details of the members of the Risk Management Committee are given below:

Name of Director	Category	Designation in the Committee	No of Meetings which Committee Member entitled to attend	
			Held	Attended
Mr. Deepak Baid	Managing Director	Chairman	2	2
Mrs. Aneesha Baid	Executive- Director	Member	2	2
Mr. Surendra Mehta	Independent Director	Member	2	2

**The scope and functions of the Committee are as follows:**

- Recommend to the Board, implement and maintain a sound system of risk oversight, management and internal control which identifies, assesses, manages and monitors risk and allows investors and other stakeholders to be informed of material changes to the company's risk profile;
- Assessment of the Company's risk profile and key areas of risk in particular;
- Recommendation to the Board and adopting risk assessment and rating procedures;
- Examining and determining the sufficiency of the Company's internal process for reporting on and managing key risk areas;

- Assessing and recommending to the Board acceptable level of risk;

**6. IT Strategy Committee**

The company has constituted this committee in accordance with the Master Direction- Information Technology Framework for the NBFC Sector, 2017 issued by RBI. These directions aim at enhancing safety, security, efficiency in its processes relating to IT Governance, Information and Cyber Security, IT Operations, Business Continuity planning and other processes that are integral to the overall corporate governance. The company has ensured due adherence to the requirements of this framework in letter and spirit.

**Composition and attendance:**

The IT Strategy committee met twice during the year on October 12, 2021 and February 12, 2022 to discharge its functions. The Composition and attendance details of the members of the IT Strategy committee are given below:

Name of Director	Category	Designation in the Committee	No of Meetings which Committee Member is entitled to attend	
			Held	Attended
Mr. Surendra Mehta	Independent Director	Chairman	2	2
Mr. Sunil Kumar	Chief Technology Officer (CTO)	Member	2	2
Mr. Ramji Lal Kumawat	Chief Information Officer (CIO)	Member	2	2
Mr. Vaibhav Bumb	Risk Head	Member	1	1

**Terms of Reference**

The terms of reference of the IT Strategy Committee *inter-alia* include the following:

- Approving IT strategy and policy documents
- Ensuring that the management has put an effective strategic planning process in place
- Ratifying that the business strategy is indeed aligned with IT strategy
- Ensuring that the IT organizational structure complements the business model and its direction
- Ascertaining that management has implemented processes and practices that ensure that the IT delivers value to the business
- Ensuring IT investments represent a balance of risks and benefits and that budgets are acceptable
- Monitoring the method that management uses to determine the IT resources needed to achieve strategic goals and provide high-level direction for sourcing and use of IT resources
- Ensuring proper balance of IT investments for sustaining bank's growth
- Becoming aware about exposure towards IT risks and controls. And evaluating effectiveness of management's monitoring of IT risks
- Assessing Senior Management's performance in implementing IT strategies
- Issuing high-level policy guidance (e.g. related to risk, funding, or sourcing tasks)
- Confirming whether IT or business architecture is to be designed, so as to derive the maximum business value from IT
- Overseeing the aggregate funding of IT at a bank-level, and ascertaining if the management has resources to ensure the proper management of IT risks
- Reviewing IT performance measurement and contribution of IT to businesses (i.e., delivering the promised value)

**7. Business Operation Committee**

The Company has constituted its internal committee for regular decisions as the powers delegated by the board to the committee.

**Composition and Attendance:**

The Business Operation Committee met 31 times and Business Operation Committee meetings were held on April 06, 2021, June 19, 2021, June 28, 2021, July 14, 2021, July 29, 2021, August 12, 2021, August 13, 2021, August 27, 2021, August 31, 2021, September 03, 2021, September 07, 2021, September 16, 2021, September 20, 2021, September 24, 2021, September 27, 2021, September 30, 2021, October 25, 2021, October 29, 2021, November 08, 2021, December 07, 2021, December 29, 2021, December 31, 2021, February 07, 2022, February 15, 2022, February 26, 2022, March 03, 2022, March 14, 2022, March 17, 2022, March 21, 2022, March 29, 2022, March 31, 2022. The Composition and attendance details of the members of the Business Operation Committee are given below:



Name of the director	Category	Position	No. of Meetings in which Committee Member is entitled to attend	
			Held	Attended
Mr. Deepak Baid	Managing Director	Chairman	31	31
Mrs. Aneesha Baid	Executive-Director	Member	31	31
Mrs. Prem Devi Baid*	Non-Executive-Director	Member	31	31

\*Non-Executive Director w.e.f. December 29, 2021.

**The Scope and Functions of the Committee are as follows:**

- a. To enter into, make, sign and do all such contracts, agreements, receipts, payments, assignments, transfer, conveyance, mortgages, insurance, settle insurance claims, instruments and things as may in his opinion be, for the business of the company necessary or convenient or expedient for carrying on the business of the company and for such purpose to affix seal of the company if so required in accordance with the Articles of the company.
- b. To demand, receive, accept, exercise or utilize any claim, thing, privilege, license or any object of which the company is entitled and to make and give receipts, release and other discharges for moneys payable to the company, and for any claims demand of the company.
- c. To draw, accept, endorse, negotiate, retire, pay or satisfy any bills of exchange, promissory notes, cheques, drafts, order for payment or delivery or moneys, securities, goods, or effects, bills of lading other negotiable or mercantile instruments or securities which may be deemed necessary or proper in relation to the business of affairs of the company.
- d. To avail credit facility or borrow from time to time such sums or money and upon such terms as he may think fit upon the security of any of property of the company or its undertaking in or their assets of the company whether movable or immovable and for such purpose to execute such mortgages, charges, pledges other securities or debentures upon such terms and conditions as he may think proper and authorizing/delegation to such other person for execution of the loan agreement and other documents.
- e. To furnish necessary information and documents required by the financial institutions, to negotiate with them and to seek all scheduled events of principal loan installment, to seek deferment of interest installment, to seek conversion of interest due in to term loan and to do all such negotiations and deliberations which are felt expedient in the interest of the business of the company.
- f. To establish, maintain and promote any agency or branch offices of the company in India or elsewhere and to regulate the same or discontinue the same.
- g. To open a banking account with any bank on behalf of the company and to operate on the same and to close the same if necessary, availing of E-Net facility and creation of Fixed deposit account.
- h. To allot the securities, subject to provisions of applicable laws and such other conditions, as may be necessary.
- i. To invest any money of the company upon such investments or securities, with power to carry the same from time to time as he may think fit.
- j. To commence and prosecute and to defend, compound and abandon all actions, proceedings, suits, claims, demands, in relation to the business and property of the company or otherwise in relation to the affairs of the company and for such purposes to sign, verify and present any documents, pleadings or other instruments in



writing and to appear on oath or otherwise in relation to the affairs of the company and to appoint any pleader, agent, solicitor or advocate for the said purposes and to obtain legal advice in any matter affecting the company.

- k. To decide and take necessary action, decision for the matters falling before any local authority, state governments, central government, judicial or quasi-judicial authorities or any other authorities.
- l. Such any other authorities as the Board of Directors may delegate from time to time and/or enforced by any statutory notification, amendment or modification as may be applicable;
- m. Delegate authorities from time to time to the executives / authorised persons / employees / officers of the company to implement the Committee's decisions;

#### 15. STATUTORY AUDITORS

M/s. A. Bafna & Company, Chartered Accountants, (FRN: 003660C) were appointed as Statutory Auditors of the Company, vide Ordinary Resolution passed in Annual General Meeting held on 14th August, 2019 till the conclusion of Annual General Meeting to be held in year 2024.

M/s. A. Bafna & Company, Chartered Accountants, (FRN: 003660C) have confirmed that they are not disqualified within the meaning of Section 139 and 141 of The Companies Act, 2013, read with The Companies (Audit

and Auditors) Rules, 2014 to continue as the Statutory Auditors of the Company.

#### 16. AUDITOR'S REPORT

There are no qualifications or adverse remarks in the Auditors' Report which require any clarification/explanation. The Notes on financial statements are self-explanatory, and needs no further explanation.

#### 17. REPORTING OF FRAUDS BY AUDITORS

During the year under review, neither the statutory auditors nor the secretarial auditor has reported, any instances of fraud committed against the Company by its officers or employees, under Section 143 (12) of the Companies Act, 2013.

#### 18. SECRETARIAL AUDITOR & SECRETARIAL AUDIT REPORT

In compliance with the provisions of Section 204 of the Companies Act, 2013 and the Companies (Appointment and Remuneration of Managerial Personnel) Rules, 2014, the board of directors had appointed M/s Pinchaa & Co., Company Secretaries (Firm's Unique Code No. P2016RJ051800) to undertake the secretarial audit of the company for the Financial Year 2021-22.

The Secretarial Audit Report in form MR-3 is annexed herewith which forms part of this report and marked as **Annexure - III**. The information mentioned in secretarial Audit Report is self-explanatory, and needs no further explanation except the following:

Qualification/Disclaimer/Adverse Remark	Management reply
The Company approved and submitted to the Stock Exchange i.e. BSE Ltd. its annual audited financial statements for the financial year ended on 31st March, 2021 prepared as per Accounting Standard (IGAAP-AS) on 31st May, 2021 and revised annual audited financial statements for the said period prepared as per Indian Accounting Standards (Ind AS) subsequently on 28th December, 2021.	The Company has prepared and adopted the annual financial results on May 31, 2021 as per IGAPP-AS and adopted the financials in IND-AS for the year ended 2020-21, submitted with BSE Limited on December 28, 2021. Consequently, the September financials were also submitted delayed due to adoption of IND-AS as described above with BSE Limited. In future, the company will take care of such things and will not submit with delay.
The Company approved and submitted its financial results for the quarter ended September 2021, to the Stock Exchange i.e. BSE Ltd. on 12th February, 2022.	

The Company has appointed new Secretarial Auditor M/s. V.M. & Associates, Practicing Company Secretaries (FRN: P1984RJ039200) for the financial year 2022-2023 in their Board Meeting held on May 06, 2022.

#### 19. INTERNAL AUDITOR & INTERNAL AUDIT REPORT

As a part of its efforts to evaluate the effectiveness of the internal control systems, pursuant to the provisions of Section 138 of The Companies Act, 2013, read with The Companies (Accounts) Rules, 2014, Mr. Amit Saini,





Chartered Accountants, acts as Internal Auditor of the Company for conducting internal audit of various functions and activities of the Company, as per the scope, functioning, periodicity and methodology mutually decided by the Board and the Internal Auditor. There are no qualifications or adverse remarks in the Internal Auditors' Report which require any clarification/explanation.

## 20. COST AUDITOR

Maintenance of cost records as specified by the Central Government under sub-section (1) of section 148 of the Companies Act, 2013, is not required by the Company and accordingly such accounts and records are not so made and maintained.

## 21. SHARE CAPITAL

- I. Authorized Share Capital: During the year under review, the company has increased authorized share capital from Rs. 15,00,00,000.00 to Rs. 20,00,00,000.00 vide passing the shareholders resolution in the Annual General Meeting held on December 29, 2021. Therefore, as on March 31, 2022, the authorized share capital is Rs. 20,00,00,000/- (Rupees Twenty Crores only) divided into 2,00,00,000 shares of Rs. 10 each.
- II. Issued and paid up share capital: During the financial year 2021-22, Company had allotted 6,25,000 Nos. of Equity Shares of Rs. 10/- each at a premium of Rs. 70/- per share vide Resolution passed by the Business Operation Committee in its Meeting Dated 07th September, 2021, and Company had allotted 9,52,384 Nos. of Equity Shares of Rs. 10/- each at a premium of Rs. 74/- per share vide Resolution passed by the Business Operation Committee in its Meeting Dated March 31, 2022 on right basis and henceforth, Paid-up share capital as on March 31, 2022 is Rs. 15,89,02,300.00 divided into 1,58,90,230 equity shares of Rs. 10 each.

## 22. PARTICULARS OF EMPLOYEES

During the review, the disclosure required under Rule 5 of the Companies (Appointment and Remuneration of Managerial Personnel) Rules, 2014, amended as on date is applicable on the company and Annexed here with as **Annexure-IV**.

## 23. ANNUAL RETURN

As per the requirement of Section 92(3) read with section 134(3) of the Companies Act 2013, The Draft Annual Return of the Company is available on Company's website <https://www.lifc.co.in/annual-returns/>

## 24. CONSERVATION OF ENERGY, TECHNOLOGY ABSORPTION AND FOREIGN EXCHANGE EARNINGS/ OUT-GO

Your company continuously strives to conserve energy, adopt environment friendly practices and employ technology for more efficient operations.

### (A) Conservation of Energy

- (i) The steps taken or impact on conservation of energy: The operations of your company are not energy intensive. However adequate measures have been initiated to reduce energy consumption further.
- (ii) The steps taken by the company for utilizing alternate sources of energy: The Company is exploring alternative source of energy, as and when the necessity arises.
- (iii) The capital investment on energy conservation equipment: Nil

### (B) Technology absorption

- (i) The efforts made towards technology absorption: The Minimum technology required for the business has been absorbed.
- (ii) The benefits derived like product improvement, cost reduction, product development or import substitution: Nil
- (iii) In case of imported technology (imported during the last three years reckoned from the beginning of the financial year): N.A.
  - (a) The details of technology imported: NIL
  - (b) The year of import: NIL
  - (c) Whether the technology been fully absorbed: N.A.
  - (d) If not fully absorbed, areas where absorption has not taken place, and the reasons thereof: N.A.
- (iv) The expenditure incurred on Research and Development: NIL

### (C) Foreign exchange earnings and outgo

The foreign Exchange earned in terms of actual inflows during the year and the Foreign Exchange outgo during the year in terms of actual outflows. NIL

## 25. DISCLOSURE UNDER SEXUAL HARASSMENT OF WOMEN AT WORKPLACE (PREVENTION, PROHIBITION AND REDRESSAL) ACT, 2013

The Company has always believed in providing a safe and harassment free workplace for every individual through various intentions and practices. The Company always endeavours to create and provide an



environment that is free from discrimination and harassment including sexual harassment. The company has complied with provisions relating to the constitution of the Internal Complaints Committee under the Sexual Harassment of Women at Workplace (Prevention, Prohibition and Redressal) Act, 2013 and Rule 8 of the Companies (Accounts) Rules, 2014, amended as on date. All Employees (permanent, contractual, temporary, trainees) are covered under this policy. The Company has complied with the provision relating to the Constitution of Internal Complaints Committee under the Sexual Harassment of Women at workplace (Prevention, prohibition and Redressal) Act, 2013.

Following is the summary of sexual harassment complaints received and disposed of during the year under review

<b>No. of Complaints Received</b>	<b>Nil</b>
<b>No. of Complaints disposed off</b>	<b>Not Applicable</b>

**26. RISK MANAGEMENT**

Risks are events situation or circumstances which may lead to negative consequences on the company's business. Risk Management is a structured approach to manage uncertainty. A formal approach to risk management is being adopted by the company and key risks will now be managed within a unitary framework.

Periodic assessment to indemnify the risks areas are carried out and management is briefed on the risks in advance to enable the company to control risk through a properly defined plan. The risks are taken into account while preparing the annual business plan for the year. The Board is also periodically informed of the business risks and the actions taken to manage them. The Company has formulated a policy for Risk Management with the following objects.

- Provide an overview of the principles of risk management.
- Explain approach adopted by the Company for risk management.
- Define the organisational structure for effective risk management.
- Develop a risk culture that encourages all employees to identify risks and to respond to them with effective actions.

- Identify, assess and manage existing and new risks in a planned and coordinated manner with minimum disruption and cost, to protect and preserve Company's human, physical and financial assets.

**27. DETAILS OF ESTABLISHMENT OF VIGIL MECHANISM**

Your Company has established the Vigil Mechanism to encourage employees to report suspected legal violations, fraudulent or irregular conduct of an employee or business associate of the Company. Such incidents, if not reported would breach trust and endanger the Company's reputation. Through this mechanism, the Company provides a channel to the employees and Directors to report to the management about unethical behavior, actual or suspected fraud or violation of the Codes of Conduct or legal or regulatory requirements incorrect or misrepresentation of any financial statements and reports, etc.

The Company has a Vigil Mechanism/Whistle Blower Policy ("Policy") to deal with instances of fraud and mismanagement, if any. This Policy ensures that strict confidentiality is maintained whilst dealing with concerns and also that no discrimination will be meted out to any person for a genuinely raised concern. Whistle Blower Policy & Vigil Mechanism as approved by Board is hosted on the website of the Company at <https://www.lifc.co.in/policies/>

During the year, no whistle blower event was reported and mechanism is functioning well and no personnel have been denied access to the Audit Committee.

**28. DEPOSITS FROM PUBLIC**

Being a non-deposit taking Company, your Company has not accepted any deposit from public within the meaning of the provisions of the Non-Banking Financial Companies Acceptance of Public Deposit (Reserve bank) Directions, 2016 and provisions of the Companies Act, 2013 and shall not accept any deposit from the public without obtaining prior approval of the RBI. Therefore, disclosure required in terms of deposit accepted under chapter V of the Companies Act, 2013 is not applicable

Following is the detail of the outstanding amount of the loan received from director and relative of directors from whom money is borrowed and at the time of giving the money, a declaration in writing of to the



effect that the amount is not being out of funds acquired by him by borrowing or accepting loans or deposits from others and the company, was given by the Director.

(Amount in Lakhs)

<b>Loan Outstanding at the beginning of the year 01.04.2021</b>	Rs. 756.95
<b>Loan Outstanding at the end of the year 31.03.2022</b>	Rs. 468.64

### 29. PARTICULARS OF LOAN, GUARANTEES OR INVESTMENTS BY THE COMPANY

Pursuant to the clarification dated February 13, 2015 issued by Ministry of Corporate Affairs and Section 186 of the Companies Act, 2013 read with rule 11(2) of the Companies (Meetings of the board and its powers) Rule, 2014, requiring disclosure in the financial statements of the full particulars of the loan given, investment made or guarantee given or security provided and the purpose for which the loan or guarantee or security is proposed to be utilised by the recipient of the loan or guarantee or security is not applicable on Non-Banking Financial Company.

### 30. PARTICULARS OF CONTRACTS OR ARRANGEMENT WITH RELATED PARTIES

All related party transactions entered into by the Company during the Financial Year 2021-22 were on Arm's length basis and were in the ordinary course of business.

Particulars of contracts or arrangement with the related parties as referred to in sub-section (1) of section 188 of the Companies Act, 2013 are disclosed in Form No. AOC-2 and the same forms part of this report as **Annexure-II**. All the Related Parties Transactions as required under Ind-AS-24 are reported in the Notes to financial statement.

Policy on dealing with Related Party Transactions can be accessed on website of the Company through Web link <https://www.lifc.co.in/policies/> and also forming integral part of the Annual Report as **Annexure- II A**.

### 31. CORPORATE SOCIAL RESPONSIBILITY INITIATIVES

Your company has a separate committee for monitoring Corporate Social Responsibility ("CSR") activities and programs undertaken by the company. The Composition of CSR Committee of the Board of Directors, is in accordance with the provisions of Section

135 of the Companies Act, 2013, read with the Companies (Corporate Social Responsibility) Rules, 2014, as amended from time to time.

The brief outline of the CSR Policy, including overview of the programs undertaken by the Company, the composition of the CSR Committee, average net profits of the Company for the past three financial years, prescribed CSR expenditure and details of the amounts spent by the Company on CSR activities during the year under review, have been provided as **Annexure - I** to this report.

The Company's Corporate Social Responsibility Policy has been hosted on the website of the Company at <https://www.lifc.co.in/wp-content/uploads/2022/02/CSR-Policy.pdf>

### 32. RBI GUIDELINES

The Company continues to comply with the applicable regulations and guidelines of the Reserve bank of India as applicable to a Non-Banking Financial Company-Systemically Important Non-Deposit Taking Company (NBFC-SI-ND). As a Prudent practice, your Company makes accelerated provisioning than that required by RBI for NBFCs in form of Impairment Loss Allowances under ECL Framework.

During the year, there were no frauds by the Company and no material frauds on the Company by its officers or employees. Further, no frauds have been reported to RBI, in terms of the Master Circular on monitoring of frauds in NBFCs dated July 1, 2015, as amended from time to time.

### 33. NOTICES RECEIVED/PENALTY IMPOSED

During the period under review there was no penalty imposed on the company.

### 34. SIGNIFICANT AND MATERIAL ORDERS PASSED BY THE REGULATORS OR COURTS OR TRIBUNALS

There were no significant material orders passed by the Regulators/ Courts/ Tribunals which would impact the going concern status of the Company and its future operations.

### 35. STATEMENT OF DEVIATION(S) OR VARIATION(S)

During the period under review there was no deviations and variations in the business of the company.

### 36. ANNUAL PERFORMANCE EVALUATION

Pursuant to the provisions of the Companies Act, 2013 and SEBI (Listing Obligations and Disclosure Requirements) Regulations, 2015 and SEBI Circular no.



SEBI/HO/CFD/CMD/CIR/P/2017/004 dated January 05, 2017, the Board of Directors has carried out an annual performance evaluation of its own performance, the Directors individually including Independent Directors based out of the criteria and framework adopted by the Board. The Board approved the evaluation results as collated by the Nomination and Remuneration Committee ("NRC").

During the year under review, a separate meeting of independent directors was held on March 23, 2022 without the attendance of Non-Independent Directors and the Management of the Company to review the performance of Non-Independent Directors and the Board as a whole, after assessing the quality, quantity and timeliness of flow of information between the Management and the Board which is necessary for the Board to effectively and reasonably perform its duties.

#### **37. INTERNAL FINANCIAL CONTROL SYSTEMS AND THEIR ADEQUACY**

The Company has in place adequate internal financial controls with reference to Financial Statements. Internal control systems comprising of policies and procedures, are designed to ensure sound management of your Company's operations, safekeeping of its assets, optimal utilization of resources, prevention and detection of frauds and errors, the accuracy and completeness of the accounting records, reliability of its financial information and compliance. Systems and procedures are periodically reviewed to keep pace with the growing size and complexity of your Company's operations.

#### **38. TRANSFER OF UNCLAIMED DIVIDEND TO INVESTOR EDUCATION AND PROTECTION FUND**

Since, there was no unpaid/unclaimed dividend outstanding last year, therefore, the provisions of Section 125 of the Companies Act, 2013 does not apply on the Company.

#### **39. STATEMENT ON COMPLIANCE OF SECRETARIAL STANDARDS**

Your Directors state that they have devised proper systems to ensure compliance with the provisions of all applicable Secretarial Standards and that such systems are adequate and operating effectively and the applicable Secretarial Standards, i.e. SS-1 and SS-2, relating to 'Meetings of the Board of Directors' and 'General Meetings', respectively, have been duly complied with by your Company.

#### **40. FIT AND PROPER CRITERIA**

Pursuant to the Fit and Proper Policy adopted by the Company, under the Non-Banking Financial Companies – Corporate Governance (Reserve Bank) Directions, 2016

issued by the RBI, the Company has received the requisite declaration and undertaking from all the Directors of the Company which have been taken on record by the Nomination and Remuneration Committee in their meeting held on January 27, 2022.

#### **41. APPLICATION UNDER THE INSOLVENCY AND BANKRUPTCY CODE**

During the period under review the Company has not made any applications and there are no proceedings pending under the Insolvency and Bankruptcy Code, 2016 (31 of 2016).

#### **42. MANAGEMENT DISCUSSION AND ANALYSIS REPORT**

A detailed analysis of the Company's performance is discussed in the Management Discussion and Analysis, which forms an integral part of this Annual Report as **Annexure-V**.

#### **43. OTHER DISCLOSURES**

Other disclosures with respect to Board's Report as required under the Companies Act, 2013 and the Rules notified thereunder are either NIL or NOT APPLICABLE.

#### **44. DIRECTORS' RESPONSIBILITY STATEMENT**

Your Directors would like to inform that the audited financial statements for the financial year ended March 31, 2022, are in conformity with the requirements of Clause (c) of Sub-section (3) of Section 134 of the Companies Act, 2013 ("Act") and hereby confirm that:

- a) In the preparation of the annual accounts, the applicable accounting standards had been followed along with proper explanation relating to material departures;
- b) The Directors had selected such accounting policies and applied them consistently and made judgments and estimates that are reasonable and prudent, so as to give a true and fair view of the state of affairs of the Company at the end of the financial year and of the profit and loss of the Company for that period;
- c) The Directors had taken proper and sufficient care for the maintenance of adequate accounting records in accordance with the provisions of this Act for safeguarding the assets of the Company and for preventing and detecting fraud and other irregularities;
- d) The Directors had prepared the annual accounts on a going concern basis;
- e) The Directors had laid down internal financial controls to be followed by the Company and that such internal financial controls are adequate and were operating effectively; and





- f) The directors had devised proper systems to ensure compliance with the provisions of all applicable laws and that such systems were adequate and operating effectively.

**45. ACKNOWLEDGEMENT**

Your Directors wish to place on record their appreciation of the contribution made by employees at all levels, towards the continued growth and prosperity of your Company. Your Director also wishes to place on record their appreciation to business constituents, banks and other financial institutions and shareholders, of the Company for their continued support.

**For and on behalf of Board of Directors  
Laxmi India Finleasecap Private Limited**

**Date: May 06, 2022**

**Place: Jaipur**

**Sd/-  
Deepak Baid  
Managing Director  
DIN:03373264**

**Sd/-  
Aneesha Baid  
Director  
DIN: 07117678**

**Reg. Office: 2, DFL, Gopinath Marg, MI Road, Jaipur -  
302001, Rajasthan**



## ANNEXURE-I

# CORPORATE SOCIAL RESPONSIBILITY

[Pursuant to clause (o) of sub-section (3) of section 134 of the Act and Rule 9 of the companies (Corporate Social Responsibility) Rules, 2014

## 1. A brief outline on CSR Policy of the Company

Corporate social responsibility is deeply rooted in the Laxmi India business philosophy. The company has a sense of responsibility towards making use of its existing resources and knowledge to not only make profits but also solve social and environmental issues. The Company commits itself to contribute to the society, discharging its corporate social responsibilities through initiatives that have positive impact on society at large, especially the community in the neighborhood of its operations by improving the quality of life of the people, promoting inclusive growth and environmental sustainability.

As an integral part of the Company's commitment to good corporate citizenship, the Company believes in actively assisting in improvement of the quality of life of people in the communities. The Company desire to make enduring contributions to social development as a valued and trusted member of society by enriching people's life and making social contributions. Company tries to ensure economic growth with ecological and social responsibility.

The Focus Areas (undertaken/proposed to be undertaken) under the CSR Policy of your company are as follows:

- I. Eradicating hunger, poverty and malnutrition, promoting health care including preventive health care and sanitation including contribution to the Swachh Bharat Kosh set-up by the Central Government for the promotion of sanitation and making available safe drinking water;
- II. Promoting education including special education and employment enhancing vocation skills especially among children, women, elderly and differently abled and livelihood enhancement projects;
- III. Promoting gender equality, empowering women, setting up homes and hostels for women and orphans; setting up old age homes, day care centers and such other facilities for senior citizens and measures for reducing inequalities faced by socially and economically backward groups;
- IV. Ensuring environmental sustainability, ecological balance, protection of flora and fauna, animal welfare, agroforestry, conservation of natural resources and maintaining quality of soil, air and water including contribution to the Clean Ganga Fund set-up by the Central Government for rejuvenation of river Ganga;
- V. Protection of national heritage, art and culture including restoration of buildings and sites of historical importance and works of art; setting up public libraries; promotion and development of traditional art and handicrafts;
- VI. Measures for the benefit of armed forces veterans, war widows and their dependents, Central Armed Police Forces (CAPF) and Central Para Military Forces (CPMF) veterans, and their dependents including widows;
- VII. Training to promote rural sports, nationally recognized sports, Paralympic sports and olympic sports;
- VIII. Contribution to the prime minister's national relief fund or Prime Minister's Citizen Assistance and Relief in Emergency Situations Fund (PM CARES Fund)] or any other fund set up by the central govt. for socio economic development and relief and welfare of the schedule caste, tribes, other backward classes, minorities and women;
- IX. Contributions or funds provided to technology incubators located within academic institutions which are approved by the Central Government;
- X. Rural Development Projects;
- XI. Slum area development;
- XII. Disaster management, including relief, rehabilitation and reconstruction activities.



**2. The Composition of CSR committee**

The Board of Directors has constituted a CSR Committee in accordance with the requirements of Section 135(1) of the Companies Act, 2013 ("Act"). The Composition of the Committee as at 31<sup>st</sup> March, 2022 was as under:

S. No.	Name of Director	Designation/ Nature of Directorship	Number of meetings of CSR Committee held during the year	Number of meetings of CSR Committee attended during the year
1.	Mr. Deepak Baid	Chairman/ Managing Director	1	1
2.	Mrs. Aneesha Baid	Committee Member/ Director	1	1
3.	Mr. Surendra Mehta	Committee Member/ Independent Director	1	1

**3. Web link where composition of CSR committee, CSR Policy and CSR projects approved by the board are disclosed on the website of the company: [www.lifc.co.in](http://www.lifc.co.in)**

**4. Details of impact assessment of CSR projects carried out in pursuance of sub-rule (3) of Rule 8 of the Companies (Corporate Social Responsibility Policy) Rules, 2014, if applicable: Not Applicable**

5. Details of the amount available for set-off in pursuance of sub-rule (3) of Rule 7 of the Companies (Corporate Social Responsibility Policy) Rules, 2014 and amount required for set-off for the financial year, if any: **Nil**

**6. Average net profit (before tax) of the company as per section 135(5):** Average net profit: Rs. 14,74,69,635

7. a. Two percent of average net profit of the Company as per Section 135(5):Rs. 29,49,393.00  
 b. Surplus arising out of the CSR projects or programs or activities of the previous financial years: Nil  
 c. Amount required to be set-off for the financial year, if any: Nil  
 d. Total CSR obligation for the financial year (7a+7b-7c): Rs. 29,49,393.00

**8. (a) CSR amount spent or unspent for the financial year:**

Total amount spent for the Financial year (Amount in Rs.)	Amount Unspent (in Rs.)				
	Total amount transferred to Unspent CSR Account as per Section 135(6)		Amount transferred to any fund specified under Schedule VII as per proviso to Section 135(5)		
	Amount	Date of Transfer	Name of the Fund	Amount	Date of Transfer
Rs. 2,122,287.00/-	8,27,106	April 25,2022	<b>Not Applicable</b>		

**(b) Details of CSR amount spent against ongoing projects for the financial year:**

(1) Sl. No.	(2) Name of the Project.	(3) Item from the list of activities in Schedule VII to the Act.	(4) Local area (Yes/ No).	(5) Location of the project.		(6) Project duration	(7) Amount allocated for the project (in Rs.).	(8) Amount spent in the current financial Year (in Rs.).	(9) Amount transferred to Unspent CSR Account for the project as per Section 135(6) (in Rs.).	(10) Mode of Implementation - Direct (Yes/No).	(11) Mode of Implementation - Through Implementing Agency	
				State	District						Name	CSR Registration number.
1	Promotion of Education	Promotion of Education	Yes	Rajasthan	Jaipur	2 years	21,28,282	10,00,000	8,27,106	No	JAIN VISHVA BHARATI, Post Box No.8, Post-Ladnun, Ladnun, RJ24, RJ, 341306	CSR00000496
2	Distribution of Study Material							3,01,176		Yes	N/A	N/A

**(c) Details of CSR amount spent against other than ongoing projects for the financial year:**

(1) Sl. No.	(2) Name of the Project.	(3) Item from the list of activities in Schedule VII to the Act.	(4) Local area (Yes/No)	(5) Location of the project.		(6) Amount spent for the project (in Rs.)	(7) Mode of implementation - Direct (Yes/No).	(8) Mode of Implementation - Through Implementing Agency	
				State	District			Name	CSR Registration number
1.	Day care center for Orphans	Day care center for Orphans	Yes	Rajasthan	Jaipur	51,000	No	NAYA SAWERA SOCIETY	CSR00000927
2	Safe Drinking Water	Safe Drinking Water	Yes	Rajasthan	Jaipur	6,08,000	Yes	-	-
3	Animal Welfare	Animal Welfare	Yes	Rajasthan	Jaipur	1,62,111	Yes	-	-

**(d) Amount spent in administrative overheads:** Nil**(e) Amount spent on impact assessment, if applicable:** Not applicable**(f) Total amount spent for the financial year (8b+8c+8d+8e):** Rs. 2,122,287/-**(g) Details of excess amount for set-off are as follows:**

Sl. No.	Particulars	Amount in Rs.
(i)	2% of average net profit of the Company as per Section 135(5)	29,49,393.00
(ii)	Total amount spent for the financial year	21,22,287.00
(iii)	Excess amount spent for the financial year [(ii)-(i)]	-----
(iv)	Surplus arising out of the CSR projects or programs or activities of the previous financial years, if any	Nil
(v)	Amount available for set-off in succeeding financial years [(iii)-(iv)]	-----

**9. (a) Details of unspent CSR amount for the preceding three financial years:** Nil**(b) Details of CSR amount spent in the financial year for ongoing projects of the preceding financial year(s):** Nil**10. In case of creation or acquisition of capital asset, furnish the details relating to the asset so created or acquired through CSR spent in the financial year:** No capital asset was created / acquired for Financial Year 2022 through CSR spend.**11. Specify the reason(s), if the company has failed to spend two per cent of the average net profit as per section 135(5):** NA

Date: May 06, 2022

Place: Jaipur

For and on behalf of Board of Directors  
Laxmi India Finleaseap Private Limited

Sd/-	Sd/-
Deepak Baid	Aneesha Baid
Chairman of the CSR Committee	Member
DIN:03373264	DIN: 07117678

Reg. Office: 2, DFL, Gopinath Marg,  
MI Road, Jaipur - 302001, Rajasthan





## ANNEXURE-II

**FORM NO. AOC.2**

(Pursuant to clause (h) of sub-section (3) of section 134 of the Act and Rule 8(2) of the Companies (Accounts) Rules, 2014)

**Form for disclosure of particulars of contracts/arrangements entered into by the company with related parties referred to in sub-section (1) of section 188 of the Companies Act, 2013 including certain arm's length transactions under third proviso thereto:**

1. Details of contracts or arrangements or transactions not at arm's length basis: **NIL**
  - a) Name(s) of the related party and nature of relationship
  - b) Nature of contracts/arrangements/ transactions
  - c) Duration of the contracts/arrangements/transactions

- d) Salient terms of the contracts or arrangements or transactions including the value, if any
- e) Justification for entering into such contracts or arrangements or transactions
- f) Date of approval by the Board
- g) Amount paid as advances, if any:
- h) Date on which the special resolution was passed in general meeting as required under first proviso to section 188

2. Details of material contracts or arrangement or transactions at arm's length basis:

Sr. No.	Name(s) of the related party	Nature of relationship	Nature of contracts /arrangements /transactions	Duration of the contracts /arrangements /transactions	Salient terms of the contracts or arrangements or transactions including the value, if any:	Date(s) of approval by the Board, if any:	Amount paid (in Lakhs)
1.	Deepak Baid	Managing Director	Rental on leasing	One Year	As per Rent Agreement	Not Applicable	22.34
2.	Prem Devi Baid	Director	Rental on leasing	One Year	As per Rent Agreement	Not Applicable	2.88
3.	Aneesha Baid	Director	Rental on leasing	One Year	As per Rent Agreement	Not Applicable	4.30
4.	Aneesha Baid	Director	Unsecured Loan	One Year	-	-	412.36
5.	Deepak Baid	Managing Director	Unsecured Loan	One Year	-	-	3,075.46
6.	Prem Devi Baid	Director	Unsecured Loan	One Year	-	-	796.18
7.	Tejkaran Baid & Sons HUF	Deepak Baid is Karta	Unsecured Loan	One Year	-	-	1.00
8.	Deepak Hitech Motors Private Limited	Deepak Baid and Prem Devi Baid is Director	Unsecured Loan	One Year	-	-	50.00
9.	Prem Dealers Private Limited	Prem Devi Baid is Director	Unsecured Loan	One Year	-	-	75.00
10.	Starpoint Constructions Private Limited	Holding more than 20% voting power	Unsecured Loan	One Year	-	-	122.00

Date: May 06, 2022

Place: Jaipur

For and on behalf of Board of Directors  
Laxmi India Finleasecap Private Limited

Sd/-  
Deepak Baid  
Managing Director  
DIN:03373264

Sd/-  
Aneesha Baid  
Director  
DIN: 07117678

Reg. Office: 2, DFL, Gopinath Marg,



MI Road, Jaipur – 302001, Rajasthan

ANNEXURE-II-A

## RELATED PARTY POLICY

### 1. BACKGROUND

Laxmi India FinleaseCap Private Limited (hereinafter referred as “the Company” or “LIFC” or “Laxmi India”) “a Non-Banking Financial Company (‘NBFC’) holding a valid Certificate of Registration (“CoR”) with Reserve Bank of India (‘RBI’) vide registration no. B-10.00318 dated March 15, 2021 under current RBI classification as NBFC - Investment and Credit Company (NBFC-ICC) – Non Deposit taking Systemically Important (‘ICC-ND-SI’) with more than 20 years of experience in asset finance business.

It is focused on offering financing of MSME, Loan against property, commercial vehicles (HCV, LCV, MUV, SUV), Tractors, Two-wheelers, Personal and Business Loan.

The Board of Directors of the Company has adopted the Related Transaction Policy (“Policy”) in compliance with the Companies Act 2013, and pursuant to the Reserve Bank of India circular no. DNBR.PD.008/03.10.119/ 2016-17.

The Policy controls transactions with the Related Parties keeping in view of the potential or actual conflicts of interest and can raise concerns upon the transaction entered into by the Company with the Related Parties, and whether such transactions are consistent with the Company’s and its shareholders interest, and in compliance with the laws applicable to the Company. Such transactions shall be considered appropriate only if they are in the best interests of the Company and its shareholders.

### 2. DEFINITIONS

“**Act**” shall mean Companies Act, 2013 and the Rules framed thereunder including amendments, re-enactments, modifications, notifications, circulars and orders from time to time.

“**Arm’s Length Basis**” shall mean the transaction entered into between two Related Parties as if they were unrelated to avoid any conflict of interest, and the term ‘arm’s length’ shall be construed accordingly.

“**Audit Committee**” or “**Committee**” means the Audit Committee of the Company as constituted by the Board.

“**Board of Directors**” or “**Board**” shall mean Board of Directors of the Company.

“**Company**” shall mean Laxmi India FinleaseCap Private Limited.

“**Key Managerial Personnel**” (**KMP**) means:

- a. Chief Executive Officer or Managing Director or the manager;
- b. Company Secretary;
- c. The Whole Time Director;
- d. Chief Financial Officer;
- e. Such other officer, not more than one level below the Directors who is in whole-time employment, designated as key managerial personnel by the Board; and
- f. Such other officer as may be prescribed, from time to time

“**Material RPT**” means any contract/ arrangement with a related party as defined under Section 188(1) of the Act, which is equal to or exceeds the limits mentioned under Rule 15(3) of the Companies (Meetings of the Board and its powers) Rules, 2014 as per the last audited financial statements of the Company.

“**Relative**” shall mean the term as defined under relevant applicable section of the Companies Act, 2013 read with the Companies (Specification of definitions details) Rules, 2014.

“**Related Party**” shall mean a Related Party shall have the same meaning as defined under Section 2(76) of the Act and the Rules made thereunder and the applicable Accounting Standards.

As per Section 2(76) of the Act, Related Party with reference to a company means:

- (i) A director or his relative;
- (ii) A key managerial personnel or his relative;
- (iii) A firm, in which a director, manager or his relative is a partner;
- (iv) A private company in which a director or manager or his relative is a member or director;



- (v) A public company in which a director or manager is a director and holds along with his relatives, more than two per cent of its paid-up share capital;
- (vi) Anybody corporate whose Board of Directors, managing director or manager is accustomed to act in accordance with the advice, directions or instructions of a director or manager;
- (vii) Any person on whose advice, directions or instructions a director or manager is accustomed to act:  
**Provided** that nothing in sub-clauses (vi) and (vii) shall apply to the advice, directions or instructions given in a professional capacity;
- (viii) Anybody corporate which is—
  - a) A holding, subsidiary or an associate company of such company;
  - b) A subsidiary of a holding company to which it is also a subsidiary; or
  - c) An investing company or the venture of the company;";

**Provided** that nothing in sub-clauses (viii) shall apply to the transaction as mentioned under section 188 (1) (a to g);

- (ix) Such other person as may be prescribed;

**Note: The above clause (viii) shall not be applicable for the transaction mentioned in clause (a) to (g) of sub-section (1) of Section 188 of the Act – vide Notification dated June 5, 2015 issued by Ministry of Corporate Affairs**

**“Ordinary course of Business”** means a transaction which is:-

- i. Carried out in the normal course of business as envisaged in the Memorandum of Association of the Company as amended from time to time;
- ii. Activities carried out in promoting and or in furtherance of the company's business objective;
- iii. Historical practice with a pattern of frequency; or
- iv. Common commercial practice; or
- v. Meets any other parameters/criteria as decided by Board/Audit Committee

**“Related Party Transaction” or (“RPT”) shall means** any transaction or contract or arrangement with Related Party as defined under Section 188 of the Act and the Rules made thereunder and the Accounting Standards.

### 3. APPLICABILITY

This Policy applies to transactions between the Company and one or more of its Related Parties. It provides a framework for governance and reporting of Related Party Transactions including material transactions. Transactions covered by this policy include any contract or arrangement with a Related Party with respect to transactions defined hereunder as “Related Party Transaction”.

### 4. SCOPE AND PURPOSE

This policy is intended to ensure the proper approval and reporting of transactions as applicable, between the Company and any of its Related Party in the best interest of the Company and its Stakeholders. Provisions of this policy are designed to govern the transparency of approval process and disclosures requirements to ensure fairness in the conduct of related party transactions, in terms of the applicable laws. This Policy shall supplement the Company's other policies in force that may be applicable to or involve transactions with related persons. Further, the Board may amend this policy from time to time as may be required. The Audit Committee of Directors (“Audit Committee”), shall review, approve and ratify Related Party Transactions based on this Policy in terms of the requirements under the above provisions.

### 5. IDENTIFICATION OF POTENTIAL RELATED PARTY TRANSACTIONS

Each Director and Key Managerial Personnel is responsible for providing notice to the company secretary of any potential or proposed Related Party Transaction involving him/her or his or her relative, including any additional information about the transaction that the Board/Audit Committee may request, for being placed before the Audit Committee and the Board. It is hereby clarified that such notice by the relevant Director or Key Managerial Personnel shall be sent prior to such Related Party Transaction being approved to the Audit Committee so as to assist the Audit Committee in determining to grant approval for the said Related Party Transaction. The Board shall record the disclosure of interest and the Audit Committee will determine whether the transaction does, in fact, constitute a Related Party Transaction requiring compliance with this Policy. In the event a Director or Key Managerial Personnel, as the case may be, fails to provide prior notice as required in this Clause



5, THE RELATED PARTY TRANSACTION SHALL BE RESCINDED/TERMINATED BY THE COMPANY.

## 6. APPROVAL OF RELATED PARTY TRANSACTION

### (A) Audit Committee Approval

Related Party Transactions shall be approved by the Audit Committee, as may be required in terms of the provisions of the Companies Act, 2013. To review a related party transaction which requires approval of the Audit Committee, the Audit Committee will be provided with all relevant material information to assist it in deciding whether or not to approve the transaction.

The Related Party List shall be updated whenever necessary and shall be reviewed at least once a year.

The Audit Committee may grant omnibus approval for related party transactions which are repetitive in nature subject to the following conditions:

- a. The Audit Committee shall satisfy itself on the need for omnibus approval and whether such approval is in the interest of the Company;
- b. Omnibus approval shall be valid for a period not exceeding 1 (One) financial year and shall require fresh approval after the expiry of such financial year;
- c. The omnibus approval shall contain the name of the related party(ies), nature and duration of the transaction, maximum amount of transaction that can be entered into, the indicative base price or current contracted price and the formula for variation in the price, if any, and such other conditions, as the Audit Committee may deem fit;

Provided that where the need for related party transaction cannot be foreseen and aforesaid details are not available, the Audit Committee may make omnibus approval for such transactions subject to their value not exceeding INR 1 crore per transaction.

- d. Omnibus approval shall not be made for transactions in respect of –
  - i. Selling or disposing of the undertaking of the Company;
  - ii. Transactions which are not in the interest of the Company.
  - iii. Such other transactions specified under the applicable laws from time to time.

- iv. Transactions which are not in the ordinary course of business or not at arm's length
  - v. Transactions which are not repetitive or unforeseen in nature.
  - vi. Inter-corporate loans given / taken by the Company to / from related parties and purchase / sale of investments from / to related parties.
  - vii. Transactions in respect of sale or disposal of the undertaking of the Company.
  - viii. Any other transaction as may be specified by the Audit Committee.
- e. The Audit Committee shall, at least on quarterly basis, review the details of the related party transactions entered into by the Company pursuant to each of the omnibus approval.

In an unforeseen event where a RPT needs to be entered due to business exigencies between two Audit Committee meetings, the Audit Committee may approve such RPT by passing a resolution by circulation, after satisfying itself that such transaction is in the interest of the Company. Such transaction shall be ratified within three month(s) from the date of entering into such transaction.

Audit Committee shall ensure all the relevant disclosures as per section 177 and Section 188 of Companies Act, 2013 of while considering any related party for approval or ratification.

### (B) Approval of Board of Directors and Shareholder

Except in respect of transactions entered into by the Company in its ordinary course of business (other than transactions which are not on an arm's length basis), the Company shall not enter into any contract or arrangement with its Related Parties with respect to the matters specified in Section 188(1) of the Act, without the following prior approvals:

- (i) Approval of the Board of Directors given by way of a resolution at a meeting of the Board and subject to such conditions as may be prescribed by the Board; and
- (ii) Approval of the shareholders of the Company by ordinary resolution in case the contract or arrangement falls within the criteria specified as per Section 188(1) read with the Companies (Meetings of Board and its Powers) Rules, 2014.





All RPT specified in the Companies Act, 2013 which are not in Ordinary Course of Business of the Company or not at Arm's Length Basis and exceed the thresholds laid down in the Companies Act, 2013 and Companies (Meeting of Board and its Power) Rules, 2014, as amended from time to time, shall be placed before the shareholders for its approval. Notwithstanding, the RPTs which cross the thresholds as defined herein shall be entered by the Company only with the prior approval of shareholders of the Company, as per Section 188 of the Act. However, Shareholders approval shall not be required for Material RPTs entered into between the Company and its wholly owned subsidiary whose accounts are consolidated with that of the Company and placed before the shareholders at the general meeting for approval Subject to the provisions of the applicable laws, the Audit Committee or the Board of Directors or the Shareholders of the Company, as the case may be, shall have the power to ratify, revise or terminate the RPT, which are not in accordance with this Policy or as per the provisions of the applicable laws.

**(C) RELATED PARTY TRANSACTIONS NOT APPROVED UNDER THIS POLICY**

In case of any transaction involving any amount not exceeding one crore rupees is entered into by a director or officer of the Company without obtaining the approval of the Audit Committee and it is not ratified by the Audit Committee within three months from the date of the transaction, such transaction shall be voidable at the option of the Audit Committee and if the transaction is with the related party to any director or is authorised by any other director, the director concerned shall indemnify the Company against any loss incurred by it.

In case of any contract or arrangement entered into by a director or any other employee, without obtaining the consent of the Board or approval by the Shareholder in the General Meeting under Section 188(1) of the Act and if it is not ratified by the Board or, as the case may be, by the shareholders at a meeting within three months from the date on which such contract or arrangement was entered into, such contract or arrangement shall be voidable at the option of the Board or, as the case may be, of the shareholders and if the contract or arrangement is with a related party to any director, or is authorised by any other director, the directors concerned shall indemnify the company against any loss incurred by it.

**7. DISCLOSURE**

Appropriate disclosures as required by the Act and Reserve Bank of India will be made in the Financial Statements and the Board's Report of the Company. This Policy shall be disclosed on the website of the Company.

**8. REVIEW OF POLICY**

This Policy shall be reviewed by the Audit Committee ("Committee") as and when any changes are to be made in the Policy. Any changes or modification in the Policy as recommended by the Committee shall be presented to the Board for their approval. Any exceptions to the Policy on Related Party Transactions must be consistent with the Companies Act 2013, including the Rules promulgated there under and must be approved in the manner as may be decided by the Board of Directors.



## FORM NO.: MR-3

# SECRETARIAL AUDIT REPORT

For the Financial Year ended on 31<sup>st</sup> March, 2022

{Pursuant to Section 204 (1) of the Companies Act, 2013 and Rule No. 9 of the Companies (Appointment and Remuneration of Managerial Personnel) Rules, 2014}

To  
The Members,  
Laxmi India Finleaseap Private Limited  
2 DFL, Gopinath Marg,  
MI Road, Jaipur Rajasthan-302001

We have conducted the secretarial audit of the compliances of applicable statutory provisions and the adherence to good corporate practices by Laxmi India Finleaseap Private Limited (hereinafter called "**the Company**"). Secretarial Audit was conducted in a manner that provided me a reasonable basis for evaluating the corporate conducts/statutory compliances and expressing our opinion thereon.

Based on our verification of Laxmi India Finleaseap Private Limited's books, papers, minute books, forms and returns filed and other records maintained by the Company and also the information provided by the Company, its officers, agents and authorized representatives during the conduct of Secretarial Audit, the explanations and clarifications given to us and the representations made by the Management, we hereby report that in our opinion, the Company has, during the audit period covering the financial year ended on 31<sup>st</sup> March, 2022 ("Reporting Period") complied with the statutory provisions listed hereunder and also that the Company has proper Board-processes and compliance mechanism in place to the extent, in the manner and subject to the reporting made hereinafter:

We have examined the books, papers, minute books, forms and returns filed and other records maintained by the Company for the financial year ended on 31<sup>st</sup> March, 2022 according to the provisions of:

- (i) The Companies Act, 2013 (the Act) and the rules made thereunder;
- (ii) The Securities Contracts (Regulation) Act, 1956 ('SCRA') and the rules made thereunder;
- (iii) The Depositories Act, 1996 and the Regulations and Bye-laws framed thereunder;

- (iv) Foreign Exchange Management Act, 1999 and the rules and regulations made thereunder to the extent of Foreign Direct Investment, Overseas Direct Investment and External Commercial Borrowings;
- (v) The following Regulations and Guidelines prescribed under the Securities and Exchange Board of India Act, 1992 ('SEBI Act'):-
  - (a) The Securities and Exchange Board of India (Substantial Acquisition of Shares and Takeovers) Regulations, 2011; **(Not applicable to the Company during the reporting period under audit)**
  - (b) The Securities and Exchange Board of India (Prohibition of Insider Trading) Regulations, 2015;
  - (c) The Securities and Exchange Board of India (Issue of Capital and Disclosure Requirements) Regulations, 2018; **(Not applicable to the Company during the reporting period under audit)**
  - (d) The Securities and Exchange Board of India (Employee Stock Option Scheme and Employee Stock Purchase Scheme) Guidelines, 1999; **(Not applicable to the Company during the reporting period under audit)**
  - (e) The Securities and Exchange Board of India (Issue and Listing of Debt Securities) Regulations, 2008;
  - (f) The Securities and Exchange Board of India (Registrars to an Issue and Share Transfer Agents) Regulations, 1993 regarding the Companies Act and dealing with client;
  - (g) The Securities and Exchange Board of India (Delisting of Equity Shares) Regulations, 2009; **(Not applicable to the Company during the reporting period under audit) &**
  - (h) The Securities and Exchange Board of India (Buyback of Securities) Regulations, 1998; **(Not applicable to the Company during the reporting period under audit)**
- (vi) As confirmed, following other laws are specifically applicable to the Company for which the Management has confirmed that the Company has devised proper systems to ensure compliance with the provisions of all applicable



laws and that such systems are adequate and operating effectively:

- (a) The Reserve Bank of India Act, 1934 and relevant applicable directions, circulars and notifications made from time to time.

We have also examined compliance with the applicable clauses of the following:

- (i) Secretarial Standards on Board and General Meetings (SS-1 & SS-2) issued by The Institute of Company Secretaries of India.
- (ii) The Listing Agreements entered into by the Company with BSE Limited.

During the period under review the Company has generally complied with the provisions of the Act, Rules, Regulations, Guidelines, Standards, etc. mentioned above except to the below qualification/disclaimer/adverse remark:

1. The Company approved and submitted to the Stock Exchange i.e. BSE Ltd. its annual audited financial statements for the financial year ended on 31st March, 2021 prepared as per Accounting Standard (IGAAP-AS) on 31st May, 2021 and revised annual audited financial statements for the said period prepared as per Indian Accounting Standards (Ind AS) subsequently on 28<sup>th</sup> December, 2021.
2. The Company approved and submitted its financial results for the quarter ended September 2021, to the Stock Exchange i.e. BSE Ltd. on 12<sup>th</sup> February, 2022.

**We further report that**, during the year under review:

The Board of Directors of the Company is duly constituted with proper balance of Executive Directors, Non-Executive Directors and Independent Directors. The changes in the composition of the Board of Directors that took place during the period under review were carried out in compliance with the provisions of the Act.

Adequate notices were given to all directors to schedule the Board Meetings, agenda and detailed notes on agenda are sent atleast seven days in advance, generally a system exists for seeking and obtaining further information and clarifications on the agenda

items before the meeting and for meaningful participation at the meeting.

Majority decision is carried through while the dissenting member's views, if any, are captured and recorded as part of the minutes.

**We further report that** there are adequate systems and processes in the company commensurate with the size and operations of the company to monitor and ensure compliance with applicable laws, rules, regulations and guidelines.

**We further report that** the Company has:

- a) Allotted 6,25,000 equity shares of Rs. 10/- each at a premium of Rs. 70/- on right basis to existing shareholders on 07.09.2021.
- b) Allotted 9,52,384 equity shares of Rs. 10/- each at a premium of Rs. 74/ on right basis to existing shareholders on 31.03.2022.
- c) Obtained approval of shareholders by passing a Special resolution on 17.02.2022 for issuance of securities whether secured/unsecured, listed/unlisted, redeemable, non-convertible debentures ("NCDs") on private placement basis in one or more tranches, for an amount not exceeding INR 100,00,00,000/- during a period of one year from the date of passing of the said Resolution.

**For Pinchaa & Co.**

**Company Secretaries**

**Firm's Unique Code No. P2016RJ051800**

**Firm's P.R. Certificate No. 832/2020**

**Sd/-**

**Akshit Kr. Jangid**

**Partner**

**M. No. FCS 11285**

**C. P. No.:16300**

**Dated: May 06, 2022**

**Place: Jaipur**

**UDIN: F011285D000281687**

(This report is to be read with our letter of even date which is annexed as Annexure-A which forms an integral part of this report.)



## ANNEXURE-A

To  
The Members,  
Laxmi India Finleaseap Private Limited  
2 DFL, Gopinath Marg,  
MI Road, Jaipur Rajasthan-302001

The above report of even date is to be read along with this letter:

1. Maintenance of secretarial records is the responsibility of the management of the Company. Our responsibility is to express an opinion on these secretarial records based on the audit.
2. We have followed the audit practices and processes as were appropriate to obtain reasonable assurance about the correctness of the contents of the secretarial records. The verification was done on test basis to ensure that correct facts are reflected in secretarial records. We believe that the processes and practices, We followed provide a reasonable basis for our opinion.
3. We have not verified the correctness and appropriateness of financial records and books of accounts of the Company.
4. Wherever required, We have obtained the management representation about the

compliance of laws, rules, and regulations and happening of events etc.

5. The compliance of the provisions of corporate and other applicable laws, rules, regulations, standards is the responsibility of management. Our examination was limited to the verification of procedures on test check basis.
6. The Secretarial Audit report is neither an assurance as to the future viability of the Company nor of the efficacy or effectiveness with which the management has conducted the affairs of the Company.

**For Pinchaa & Co.**  
**Company Secretaries**  
**Firm's Unique Code No. P2016RJ051800**  
**Firm's P.R. Certificate No. 832/2020**

**Sd/-**  
**Akshit Kr. Jangid**  
**Partner**  
**M.No. FCS 11285**  
**C.P. No.: 16300**

**Dated: May 06, 2022**  
**Place: Jaipur**  
**UDIN: F011285D000281687**





## ANNEXURE-IV

# STATEMENT OF PARTICULARS OF EMPLOYEES PURSUANT TO THE PROVISION OF SECTION 197 OF THE COMPANIES ACT, 2013, READ WITH

[RULE 5(2) OF THE COMPANIES (APPOINTMENT AND REMUNERATION OF MANAGERIAL PERSONNEL) AMENDMENT RULES, 2016] AND FORMING PART OF THE REPORT OF THE BOARD OF DIRECTORS FOR THE YEAR ENDED MARCH 31<sup>ST</sup>, 2022:

## A. Statement showing particulars of Top Ten employees in terms of remuneration drawn in the Financial Year 2021-22:

S. No.	Name of Employee	Designation	Nature of Employment	Age	Last Employment	Designation of Last Employment	Date of Commencement of Employment	Qualification	Experience	Remuneration Gross (Rs.)	% of Share-holding in the Company	Nature of Duties
1	Deepak Baid	Managing Director	Full time Employment	42	Deepak Finance & Leasing Co	Founder & Promoter	04-02-2011	B. Com	23 years	2,20,00,000.00	7.59%	Managing Whole Operation of the company
2	Aneesha Baid	Executive Director	Full time Employment	41	Deepak Finance & Leasing Co	Director	31-12-2016	B. Com	9 years	1,37,50,000.00	3.79%	Managing Strategic Decision Making
3	Prem Devi Baid	Executive Director	Full time Employment	72	Deepak Finance & Leasing Co	Director	04-02-2011	B. Com	15 years	77,33,333.00	4.45%	Managing CSR, HR & Training Activities
4	Kuldeep Singh Sikarwar	National Head	Full time Employment	40	Hinduja Housing Finance Ltd	Regional Head-Sales	04-May-20	MBA	13 years	28,55,507.00	-	Heading the Sales Operations-PAN India
5	Piyush Somani	Chief Financial Officer	Full time Employment	35	Ess Kay Fincorp Ltd	Sr Manager-Finance	01-Mar-19	CA, B. Com	11 years	27,48,077.00	-	Heading the Treasury & Financial Operations
6	Vaibhav Bumb	Risk Head	Full time Employment	33	Q degree Services	Manager-Credit	11-Jul-19	CA, B. Com	10 years	18,87,294.22	-	Heading the Risk Department
7	Saurabh Agarwal	Senior Manager Accounts	Full time Employment	29	Mount Maltbru Limited	Sr Manager-Finance & Taxation	13-May-19	CA, B. Com	6 years	13,59,883.50	-	Managing Accounting Operations
8	Uday Singh Nirwan	Zonal Head Collection	Full time Employment	37	HDB Financials	Regional Collection Manager	22-Mar-21	BCOM	10 Years	13,75,140.00	-	Heading the Collection Department
9	Rajkumar Singh	Zonal Head HR	Full time Employment	38	AU Small Finance Bank	Senior Manager HR	30-Sep-19	MBA	11 Years	13,75,140.00	-	Heading the HR Department
10	Neha Somani	Brand Manager	Full time Employment	34			01-Mar-20	MBA	2 years	13,59,883.50	-	Heading the Brand & Marketing Division

## B. Statement showing particulars of employees who were in employment throughout the Financial Year and are in receipt of remuneration of not less than Rs. 1,02,00,000/- Per Annum in aggregate.

S. No.	Name of Employee	Designation	Nature of Employment	Age	Last Employment	Designation of Last Employment	Date of Commencement of Employment	Qualification	Experience	Remuneration Gross (Rs.)	% of Share-holding in the Company	Nature of Duties
1	Deepak Baid	Managing Director	Full time Employment	42	Deepak Finance & Leasing Co	Founder & Promoter	04-02-2011	B.Com	23 years	2,20,00,000.00	7.59%	Managing Whole Operation of the company



**C. Statement showing particulars of employees who were in employment for a part of the financial year, are in receipt of remuneration of not less than Rs. 8,50,000/- Per Month.**

S. No.	Name of Employee	Designation	Nature of Employment	Age	Last Employment	Designation of Last Employment	Date of Commencement of Employment	Qualification	Experience	Remuneration Gross (Rs.)	% of Shareholding in the Company	Nature of Duties
1.	Not Applicable											

**NOTE:**

- During the year there are no such employee who were employed throughout the year or part thereof and was in receipt of remuneration in the year in excess of that drawn by Managing Director and Whole Time Director and holds by himself, or along with his spouse and dependent children not less than two percent of the equity shares of the Company.
- The employment of above employees is governed by the policies of the Company which are applicable to all employees of the Company.
- The percentage of equity shares of the Company held by the above employees: NA
- The nature of employment in all the above cases is contractual.NA
- All the above employees are not relative of any Director.: NA
- Name of Directors who are relative: Shri Deepak Baid (Self), Smt. Prem Devi Baid (Mother) and Smt. Aneesha Baid (Wife) are relatives.



# MANAGEMENT DISCUSSION AND ANALYSIS REPORT

## OVERVIEW OF THE INDIAN ECONOMY FY 2021-2022

The Financial Year 2021-22 was a year of recovery from the adverse impacts of the COVID-19 pandemic. Despite innumerable challenges posed by the pandemic, The Indian economy projected success, given its successful implementation of vaccination programs, untiring services of the front line warriors, fiscal and monetary policies, stimulus measures of the Reserve Bank of India and the support of central and state governments.

According to the estimates of India's Gross Domestic Product (GDP) published by the National Statistical Office for the Financial Year 2021-22, GDP growth in the first & second quarters was 20.1% & 8.4%, respectively. In the third quarter, the GDP growth rate showed signs of decline, i.e. 5.4%. However, the fourth quarter saw a modest recovery. India's GDP growth in Financial Year 2021-22 is estimated at 8.9% compared to 7.3% in Financial Year 2020-21.

With the general economic situation, household incomes and spending improvement, the consumer and business sector saw resilience.

## INDUSTRY STRUCTURE AND DEVELOPMENTS

India's diversified financial sector is undergoing rapid expansion in terms of the strong growth of existing financial services firms and new entities entering the market. The sector comprises commercial banks, insurance companies, non-banking financial companies, co-operatives, pension funds, mutual funds and other smaller financial entities. The banking regulator has allowed new entities such as payment banks to be created recently, thereby adding to the type of entities operating in the sector. However, the financial sector in India is predominantly a banking sector, with commercial banks accounting for more than 64% of the total assets held by the financial system.

The Government of India has introduced several reforms to liberalise, regulate and enhance this industry. The Government and Reserve Bank of India (RBI) have taken various measures to facilitate easy access to finance for Micro, Small and Medium Enterprises

(MSMEs). These measures include launching the Credit Guarantee Fund Scheme for MSMEs, issuing banks' collateral requirements guidelines and setting up a Micro Units Development and Refinance Agency (MUDRA). With a combined push by Government and private sector, India is undoubtedly one of the world's most vibrant capital markets.

## MACRO-ECONOMIC DEVELOPMENTS

### Key developments in the Credit Market and NBFC sector:

The country's financial services sector consists of capital markets, insurance, and non-banking financial companies (NBFCs). India's gross national savings (GDS) as a percentage of Gross Domestic Product (GDP) stood at 30.50% in 2019. In 2019, US\$ 2.5 billion was raised across 17 initial public offerings (IPOs). The number of ultra-high-net-worth individuals (UHNWIs) with a wealth of US\$ 30 million or more is expected to rise 63% between 2020 and 2025 to 11,198; India has the second-fastest growth in the world. India is expected to have 6.11 lakh HNWIs in 2025.

India has scored a perfect 10 in protecting shareholders' rights on the back of reforms implemented by the Securities and Exchange Board of India (SEBI) in the World Bank's Ease of Doing Business 2020 report.

As of September 2021, AUM managed by the mutual funds' industry stood at Rs. 36.73 trillion (US\$ 489.11 billion).

As of August 2021, AUM managed by the mutual funds industry stood at Rs. 36.59 trillion (US\$ 492.77 billion), and the total number of accounts stood at 108.5 million. In May 2021, the mutual fund industry crossed over ten crore folios. Inflow in India's mutual fund scheme via systematic investment plan (SIP) was Rs. 96,080 crores (US\$ 13.12 billion) in FY21. Equity mutual funds registered a net inflow of Rs. 8.04 trillion (US\$ 114.06 billion) by the end of December 2019.

16% of assets in the mutual fund industry were generated from B30 locations in March 2021. These assets decreased by 1.29%, from Rs. 5.23 lakh crore (US\$ 71.72 billion) in March 2021 to Rs. 5.17 lakh crore (US\$ 70.90 billion) in April 2021.



The Government of India has taken various steps to deepen reforms in the capital market, including simplifying the IPO process and allowing qualified foreign investors (QFIs) to access the Indian bond market. In 2019, investment in Indian equities by foreign portfolio investors (FPIs) touched a five-year high of Rs. 101,122 crores (US\$ 14.47 billion). Investment by FPIs in India's capital market reached a net Rs. 12.52 lakh crore (US\$ 177.73 billion) between FY02- 21 (till August 10, 2020).

Indian stock markets 'Sensex and Nifty' rose 15.75 and 14.90%, respectively, in 2020. For the decade ended in 2020, the Sensex gained a whopping 173%, and the Nifty surged by 169%.

In September 2021, eight Indian banks announced that they are rolling 'out or about to roll out' a system called "Account Aggregator" to enable consumers to consolidate all their financial data in one place.

On September 30, 2021, the Reserve Bank of India communicated the application.

The average base rate to be charged by a non-banking financial company - micro-finance institutions (NBFC-MFIs) to their borrowers for the quarter beginning October 1, 2021, will be 7.95%.

In August 2021, Prime Minister Mr Narendra Modi launched e-RUPI, a person and purpose-specific digital payment solution. E- RUPI is a QR code or SMS string-based e-voucher sent to the beneficiary's cell phone. Users of this one-time payment mechanism will be able to redeem the voucher at the service provider without using a card, digital payments app, or internet banking access.

In July 2021, Rajya Sabha approved the Factoring Regulation (Amendment) Bill in 2020, enabling ~9,000 NBFCs to participate in the factoring market. The bill also gives the central bank the authority to establish guidelines for improved oversight of the US\$ 6 billion factoring sector.

In July 2021, India's largest commodities derivatives exchange, Multi Commodity Exchange of India Ltd., and European Energy Exchange AG (EEX) signed a memorandum of understanding (MOU) with the goal of knowledge sharing and expertise exchange on

electricity derivative products. This MoU will make it easier for the two exchanges to collaborate in knowledge sharing, education and training, and event planning in electricity derivatives.

In January 2021, the National Stock Exchange (NSE) launched derivatives on the Nifty Financial Service Index. This service index will likely give institutions and retail investors more flexibility in managing their finances.

In January 2021, the Central Board of Direct Taxes launched an automated e-portal on the department's e-filing website to process and receive complaints of tax evasion and undisclosed foreign assets and register complaints against "Benami" properties.

According to Goldman Sachs, investors have been pouring money into India's stock market, which is likely to reach >US\$ 5 trillion, surpassing the UK, and become the fifth-largest stock market worldwide by 2024.

#### **STATE OF COMPANY AFFAIRS**

The Company is registered with the Reserve Bank of India as a Non-Banking Financial Company ("NBFC"), holding a valid Certificate of Registration ("CoR") vide registration no. B-10.00318 dated March 15, 2021, and currently classification as NBFC - Investment and Credit Company (NBFC-ICC) "Non-Deposit taking Systemically Important ("ICC- ND-SI-ICC").

The Company is engaged in the business of providing financing for income generation activity, mainly MSME/SME, loans against property, commercial vehicles (HCV, LCV, MUV, SUV), Tractors, Two-wheelers, Personal and Business Loans.

The Company has established its leadership in the segment and created a sustainable competitive advantage through a deep understanding of the borrower profile and credit behaviour.

The credit evaluation techniques, relationship-based approach, ever-expanding branch network and strong valuation skills make the Company's business model sustainable, unique and responsive compared to other financiers. Further, the model is as such that is easily scalable at local and national levels throughout India. The Company has also established an excellent track record of training and sustaining recruits and developed a harmonious relationship culture.



**FINANCIAL & OPERATIONAL PERFORMANCE****(₹ in Lakhs)**

Sr. No.	Particulars	Amount
1	Total Income	9820.65
2	Net Interest Income	9529.29
3	Capital Adequacy Ratio	23.86:1
4	Asset under Management	53160.00

Financial & Operational performance are discussed in point no. 01 & 02 of the Board's Report form part of this Annual Report.

**OPPORTUNITIES & THREATS****Opportunities**

- Growth in the commercial vehicles, passenger vehicle and tractors market.
- Penetration into rural markets for financial, commercial vehicles and farm equipment.
- To boost the infrastructure sector, higher budgetary allocation by the Government. This will create a massive demand for Commercial vehicles.
- Digital empowerment

**Threats**

- Increasing competition from finance companies & banks.
- Ever-rising inflation.
- The rising cost of funds.

**RISK MANAGEMENT**

The Company is exposed to various environmental risk factors such as pandemic risk, economic risk, interest rate risk, liquidity risk, technology risk, credit risk, etc. However, our risk management framework involves risk identification, risk assessment and risk mitigation planning.

The terms of reference of the Risk Management Committee, which primarily consists of the Board of Directors, include a periodical review of the risk management policy, risk management plan, implementation, evaluation and monitoring.

The Company has taken steps to mitigate the operation risk by using a customer-centric approach and up-skilling its human resources. Our expertise in credit appraisal and collections developed over the past helps mitigate credit risk. To reduce operation risk, we continuously monitor our internal processes and systems. We have resorted to long-term funding instruments and securitization to reduce liquidity risk. To mitigate cash management risk, we continue to lay thrust on the use of digitalization. We have a robust cash management service network, and we have started engaging with the customers actively through the Digital mode of collection. We have also collected NACH mandates from a few customers.

**CAUTIONARY STATEMENT**

This report contains forward-looking statements extracted from reports of Government Authorities/Bodies, Industry Associations, etc., available in the public domain, which may involve risks and uncertainties including, but not limited to, economic conditions, government policies, dependence on specific businesses, and other factors. Actual results, performances, or achievements could differ from those expressed or implied in such forward-looking statements. This report should be read in conjunction with the financial statement included heron and the notes thereto. The Company does not undertake to update these statements.



# FINANCIAL PERFORMANCE- KEY HIGHLIGHTS

## FINANCIAL SUMMARY AND HIGHLIGHTS

The Company's performance for the financial year ended 31<sup>st</sup> March, 2022 is summarized as below:

(Amount in Lakhs except per share data)

PARTICULARS	Year ended 31st March 2022	Year ended 31st March 2021
Total Revenue	9820.65	8877.60
Total Expenditure	2767.95	2061.59
<b>Profit Before Interest &amp; Depreciation</b>	<b>7052.70</b>	<b>6816.01</b>
Less: Interest and Finance charges	4986.72	4950.54
Less: Depreciation	<b>88.34</b>	<b>90.43</b>
<b>Profit Before Tax</b>	1977.64	<b>1775.04</b>
Total Tax Expenses	489.17	726.07
<b>Profit After Taxation</b>	<b>1488.47</b>	<b>1048.97</b>
Other Comprehensive Income (Net of Tax)	-7.98	9.94
<b>Total Comprehensive Income for the period</b>	<b>1480.49</b>	<b>1058.91</b>
<b>APPROPRIATION :-</b>		
Dividend on Equity Shares	-	-
Dividend on Preference Shares	-	-
Tax on Dividend	-	-
Transfer to General Reserve	-	-
Transfer to Statutory Reserve Fund	296.10	211.78
<b>EPS:-</b>		
Basic	10.15	7.51
Diluted	10.15	7.51

Your Company posted total income and net profit of Rs. 9820.65 Lakhs and Rs. 1488.47 Lakhs, respectively, for the financial year ended March 31, 2022, as against Rs. 8877.60 Lakhs and Rs. 1048.97 Lakhs respectively, in the previous financial year ended March 31, 2021

## OPERATIONAL HIGHLIGHTS

### a. Disbursement

The company offers, a wide range of MSME Loan (Loan Against Property-backed up with registered mortgage of property), Auto Loan (Used car loans, Commercial Vehicle Loans, Tractor Loan and Two Wheeler Loans), Business Loan (MSME), Personal Loan. Disbursement in FY 2021-22 aggregated to Rs. 23660 Lakhs as compared to Rs. 15982 Lakhs in FY 2020-21.

### b. Assets Under Management (AUM)

During the period under review the AUM of the Company stood at **Rs. 53160 Lakhs** as on March 31, 2022 against March 31, 2021 which stood at **Rs. 46209 Lakhs**.

### c. Performance review

Laxmi India is emerging as the leading Financing Solutions provider and a one-stop for customer providing a suite of financing and leasing solutions across varied assets. Laxmi India aspires to scale up the business through strategic initiatives and leveraging a strong foothold in the Commercial Finance Business. The Commercial Finance Business is committed to being a complete financial solutions partner to its customers, through high quality service and innovative products, which provide value to its customers.

Going forward, Laxmi India plans to grow its MSME business as well as a continued focus on Commercial Vehicle, Light Commercial Vehicle and Two Wheeler



Loans. Additionally, it continues to focus on high NIM (Net Interest Margin) products, increase customer acquisition, especially through expanding its customer Durables Loans business, balancing its product mix, ramping up fee based income, optimizing operating costs and improving collection efficiency for further enhancing its profitability. Laxmi India also plans to leverage analytics capabilities to explore opportunities in the market and offer unique products and solutions to new as well as existing customers. There are plans to automate several processes to ensure Quick Turnaround.

While fulfilling our mission of Financial Inclusion, your Company has also built a deep knowledge of customers with micro-data points ranging from income, payment behaviors, socio-economic status and other indirect data. The Company is successfully mining this data by building a powerful analytics models extended through digital platforms for customer acquisition, collections, NPA management, customer engagement, forecasting business trend, etc.

During the year, your Company further expanded its geographical presence by reaching out to untapped villages and increased its footprints by opening new branches and making it more accessible to its customers.

The company's total income grew by **10.62% to Rs. 9820.65 Lakhs from Rs. 8877.60 Lakhs**. Judicious pricing decisions coupled with alterations in the product mix designed to provide the optimum risk benefit led to increase in yields during Financial Year 2021-22.

#### RESOURCE MIX

##### • Borrowings

The Company has diversified funding sources from Public Sector Banks, Private Sector Banks, and Financial

Institutions etc. Funds were raised in line with Company's Resource Planning Policy through Term Loans, Non-Convertible Debentures (NCDs). The details of funds raised during the year are as below:

S. No.	Borrowings / Security Type	Credit Rating	Amount Raised (In Crs)
1	Term Loan from Banks and Financial Institutions (including overdraft)	A- (Stable) (Acuite) BBB+ (Stable)(BWR)	221.50
2	Assignment	Unrated	63.81

No Interest payment or principle repayment of the Term Loans and Non-Convertible Debentures was due and unpaid as on March 31, 2022. The assets of the company which are available by way of security are sufficient to discharge the claims of the banks and debenture holders as and when they become due.

##### • Securitization/Assignment

During the year, your company had assigned a loan portfolio having a total principal amount of Rs. 63.81 Crores under Direct Assignment route. In previous year, the company had assigned a loan portfolio having a total principal amount of Rs. 15.35 Crores under Direct Assignment route.

##### • Debt to Equity ratio (Leverage ratio)

As on March 31, 2022, the debt and equity ratio of the Company stood at **3.24** against March 31, 2021 which stood **3.95** times. The leverage ratio of an applicable NBFC (except NBFC-MFI and NBFC-IFCs) shall not be more than 7 at any point of time and our leverage ratio is under better position.

#### CREDIT RATING

The company has received ratings as under:

Particulars	Rating Agencies	Date of Rating Agencies	Rating valid upto	2021-22
Bank Loan rating	Acuite Ratings & Research Limited	30.03.2022	25.02.2023	A-
	BWR	28.10.2021	28.10.2022	BBB+
Non-Convertible Debentures	Acuite Ratings & Research Limited	30.03.2022	25.02.2023	A-
	Brickwork Ratings	28.10.2021	28.10.2023	BBB+

**CAPITAL ADEQUACY**

Consequent upon the allotment of Equity Shares issued on a right issue basis to existing shareholders, the paid up share capital of the Company has increased from **Rs. 1431 Lakhs to Rs. 1589.02 Lakhs** as on March 31, 2022.

As a result of increased net worth, your Company was able to enhance the Capital to Risk Weighted Assets (CRAR) to **23.86%** as on March 31, 2022 well above the minimum requirement of 15.00% CRAR prescribed by the Reserve Bank of India. Out of the above, Tier I capital adequacy ratio stood at **23.56%** and Tier II capital adequacy ratio stood at **0.30%** respectively.

**SOCIAL & RELATIONSHIP CAPITAL (HUMAN RESOURCES)**

The Company recognized people as its most valuable assets and it has built an open, transparent and meritocratic culture to nurture this asset. Laxmi India's mission of creating a high performance culture has been further strengthened through areas such as building a capability model (identification of critical competences) nurturing talent through interventions such as coaching, competency bases training programs and cross functional projects.

Your Company has a work environment that inspires people to do their best and encourages an ecosystem of teamwork, continuous learning and work life balance. Your Company believes that people perform to the best of their capability in organization to which they feel truly associated. Your Company focuses on widening organizational capabilities and improving organizational effectiveness by having a competent and engaged workforce. Our people are our partners in progress and employee empowerment has been critical in driving our organizational growth to the next level.

In the time of COVID-19, company has always supported employees and during the financial year 2021-2022, management did not left the hands of employee in any situation and provided many benefits to the employees and their family like financial support for Covid affected employees & family on easy repayment terms, special paid leaves for covid affected employees, 50% salary credit to the family of the deceased employees up to 1 year, employment opportunities on merits for the eligible dependents, vaccination support program etc.

The Company had 605 employees on the rolls of the company as on March 31, 2022 as compared to 445 as on March 31, 2021.

**NETWORK EXPANSION (BRANCHES)**

The Company is growing at fast pace and continuously expanding its business in the state of Rajasthan, Gujarat and Madhya Pradesh. During the financial year, the company has opened 09 branches in the state of Rajasthan and 04 branches in the state of Madhya Pradesh and 03 branches in the state of Gujarat. On the closing of financial year March 2022, the company is having total 93 count of branches which covers three states - Rajasthan, Gujarat and Madhya Pradesh. During the period under review company has closed its 07 branches in the state of Rajasthan. The details of branches are as mentioned below:

State	Branches
Rajasthan	75
Gujarat	10
Madhya Pradesh	8
<b>Total</b>	<b>93</b>

**TECHNOLOGY INITIATIVES**

The Indian financial market sector is becoming both more strategically focused and technologically advanced to respond to consumer expectations while trying to defend market share against an increasing array of competitors. A great deal of emphasis is being placed on digitizing core business process and reassessing organizational structures and internal talent to be better prepared for the future. This transformation illustrates the increasing desire to become a 'digital institutions'.

The Management of your company realizes that and has been investing in technological up-gradation and also fine-tuning the systems and process to ensure that those are in sync with the technology platforms. With the goal aimed to the future and service aimed to customers, both 'Internal & External', we have established a goal of techno driven company.

LIFC is very keen to adapt new technology whether in term of accounting software's for better reporting purpose or in order to reduce Turn Around Time ("TAT") moving to the Tab based LOS. Company is using more than 10 digital techniques for getting the optimized results with least cost that enhances the quality of the portfolio along with the reduction in overall TAT.

As a part of seeing more functions towards the technology, we are experimenting with the technologies such as more mobile based applications and some of the initiatives taken are as under:





- **Laxmi Mitra (Referral Application):** Referral application for lead generation is done in least cost with real time tracking of file processing. Laxmi Mitra is available on Google play store for android based platform users.
- **M Collection:** This application gives a real time Collection receipt by a mobile operated thermal printer to customer. Collection executives have to put loan account number into the application and application fetches the data of the respective customers and generates a print.
- **E-NACH:** Activation of NACH in less than 48 hours and it gave a reduction from 15 days to 2 days' time. Least manual intervention, improve higher accuracy with minimal cost.
- **Vehicle valuation Application:** Vehicle Valuation in less than 2 hours with real time valuation and least manual intervention with higher accuracy.
- **LOS application:** Very soon we are coming with LOS which will be based upon mobile and can help in reducing TAT and moved towards next level of Digitalization.
- **Time Labs:** Geo Tagging, Mobile based attendance application software with real time access to Pay slip, Reimbursement of expenses and download form 16 A.
- **Auto Dialer:** Customer get the auto reminder call for every EMI's and the same is send in Text message by this application
- **IT Portal & Asset tracking application:** Company has developed the real time basis assets tracking application with the details of all fixed assets of the company in more systematic and easy way.
- **CRM:** In the previous year we have built a Customer Relationship Management software which was built for incorporation of better and smooth functioning of post disbursement services or queries raised by either customer or staff of the company. Complaints like functions of legal actions, foreclosure, release of property papers, pendency's in the document, etc. can be solved through the app.

## SWOT Analysis

### Strengths

- Strong Governance – Board of Directors comprising eminent professionals across broad array of disciplines
- Strong Management team with superior understanding of mid-market segment and a strong network
- Strong internal controls systems and processes
- Backed by marquee investors and promoters
- Quick response time along with strong risk mitigation framework
- Ability to leverage on the capabilities/ expertise of various business units of Ambit Group

### Weaknesses

- Concentration risk due to Structured Finance portfolio (although backed by strong asset quality parameters and currently on de-growth mode to improve granularity of the overall loan book)
- Low seasoning of the SME portfolio (although backed by strong asset quality parameters)

### Opportunities

- Well capitalized balance sheet with substantial growth capital
- Strong gearing profile, good asset quality parameters, and a strong credit rating –favourably positioned to tap credit markets

### Threats

- Uncertainty associated with the depth of pandemic led economic crisis which may impact credit quality

### Roadmap for the current Financial Year

While we brace for another year of challenging economic environment, we would adopt a cautious approach towards lending. However, our strong balance sheet and liquidity profile puts us in an advantageous position as compared to many of our peers, enabling us to take meaningful strides in our growth journey.

Going forward, we will continue to focus on the growth of the SME business and add more branches to deepening our footprint across existing states to create a strong sourcing engine.



We also aim to up-scale our co-lending and Business Correspondence (BC) arrangement business further with addition of more partners in the current year.

On the liability side, our key focus area for this year will be diversifying our liability mix both through the addition of new lenders as well as explore alternate liability channels such as Direct Assignment (DA) and PTC securitization.

### Key risks and controls

LIFC is engaged in lending business and is exposed to the following key risks

#### 1. Credit Risk

This is the risk associated of recovery of capital from counterparty. The Company has a robust credit risk framework in place which includes sectoral guardrails, strong policy and compliance framework, comprehensive due-diligence and risk assessment process, prudent approval process, robust monitoring process and strong governance to mitigate the risk.

#### 2. Market Risk

This is the risk associated with adverse market movements. The Company has robust monitoring process to track key market parameters to contain interest rate risk, concentration risk and risk associated with asset liability mismatch through internal risk models which is reviewed by the relevant committee from time to time to take appropriate actions.

#### 3. Operational Risk

This is the risk associated with inadequate processes and internal controls. The Company has robust processes and strong compliance framework in place to mitigate the same. Our audit and compliance team periodically monitor the adequacy of processes, ensure adherence to the same and strengthen the internal controls.

#### 4. Liquidity Risk

The Company has adopted a cautious approach towards liquidity management. We maintain adequate liquidity to meet any unforeseen event. In addition, we adhere to strict internal guidelines to appropriately

manage Asset Liability Mismatch (ALM) and remain compliant with the regulatory requirements.

#### 5. Compliance Risk

Compliance risk is exposure to legal penalties, financial forfeiture and material loss an organization faces when it fails to act in accordance with industry laws and regulations, internal policies or prescribed best practices.

#### 6. Technology Risk

Technology is rapidly changing the way financial services entities operate and is a key disruptor for the industry.

#### Adequacy of internal financial controls

The Company has its own process driven framework for internal financial controls. The Board is of the opinion that the Company has sound internal financial controls commensurate with the nature and size of its business operations; wherein controls are in place and operating effectively and no material weaknesses exist.

The Company has appointed Mr. Amit Saini, to carry out internal audit on a regular basis that includes monitoring and evaluation of the efficacy and adequacy of internal financial controls, accounting procedures and policies and statutory compliances of the Company. The reports of the internal auditors are presented to the Audit Committee/Board which oversees the implementation of any corrective actions required.

**For and on behalf of Board of Directors  
Laxmi India Finleasecap Private Limited**

**Sd/-  
Deepak Baid  
Managing Director  
DIN:03373264**

**Sd/-  
Aneasha Baid  
Director  
DIN: 07117678**

**Date: May 06, 2022**

**Place: Jaipur**

**Reg. Office: 2, DFL, Gopinath Marg,  
MI Road, Jaipur - 302001, Rajasthan**



# INDEPENDENT AUDITOR'S REPORT ON THE STANDALONE IND AS FINANCIAL STATEMENTS

To  
The Members of  
**Laxmi India Finleasecap Private Limited**

## Report on the Standalone Ind AS Financial Statements

### Opinion

We have audited the accompanying Standalone Ind AS Financial Statements of **Laxmi India Finleasecap Private Limited** ("the Company"), which comprise the Balance Sheet as at March 31, 2022, and the Statement of Profit and Loss (including Other Comprehensive Income), Statement of Change in Equity and Statement of Cash Flow for the year then ended, and notes to the standalone Ind AS financial statements including a summary of significant accounting policies and other explanatory information (hereinafter referred to as "Standalone Financial Statements").

In our opinion and to the best of our information and according to the explanations given to us, the aforesaid standalone financial statements give the information required by the Companies Act, 2013 ("the Act") in the manner so required and give a true and fair view in conformity with the accounting principles generally accepted in India, of the state of affairs of the Company as at 31 March 2022, and profit (including other comprehensive income), changes in equity and its cash flows for the year ended on that date.

### Basis for Opinion

We conducted our audit in accordance with the Standards on Auditing (SAs) specified under Section 143(10) of the Act. Our responsibilities under those SAs are further described in the Auditor's Responsibilities for the Audit of the Standalone Financial Statements

section of our report. We are independent of the Company in accordance with the Code of Ethics issued by the Institute of Chartered Accountants of India together with the ethical requirements that are relevant to our audit of the standalone financial statements under the provisions of the Act and the Rules thereunder, and we have fulfilled our other ethical responsibilities in accordance with these requirements and the Code of Ethics. We believe that the audit evidence we have obtained is sufficient and appropriate to provide a basis for our opinion.

### Emphasis of Matter Paragraph

We invite attention to Note No. 54 to the financial statements regarding uncertainties associated with the COVID-19 pandemic and impact assessment made by the company on its business and financial statements for the year ended 31st March 2022, the said assessment made by the management is highly dependent upon how the circumstances evolve in subsequent periods.

Our Opinion is not modified on the above matters.

### Key Audit Matters

Key audit matters are those matters that, in our professional judgment, were of most significance in our audit of the standalone financial statements of the current year. These matters were addressed in the context of our audit of the standalone financial statements as a whole, and in forming our opinion thereon, and we do not provide a separate opinion on these matters. We have determined the matters described below to be the key audit matters to be communicated in our report.

S.No.	Key Audit Matters	Auditor's Response
1	<p><b>Impairment of Loans -Expected Credit Loss (ECL)</b></p> <p>Ind AS 109: Financial Instruments ("Ind AS 109") requires the Company to provide for impairment of its Loans &amp; Advances using the Expected Credit Losses ("ECL") approach. In the process, a significant degree</p>	<p><b>Our audit procedures are as under:</b></p> <ul style="list-style-type: none"> <li>Considered the Company's accounting policies for impairment of loans and receivables and assessed compliance with the policies in terms of Ind AS 109: Financial Instruments and the governance framework approved by the Board of Directors pursuant to Reserve Bank of India guidelines issued on March 13, 2020 ("the RBI Guidelines").</li> <li>Evaluation of the appropriateness of the impairment principles based on the requirements of Ind AS 109.</li> </ul>



S.No.	Key Audit Matters	Auditor's Response
	of judgement has been applied by the management for calculation of Expected Credit Losses ("ECL")	<ul style="list-style-type: none"> <li>Assessing the design and implementation of key internal financial controls over loan impairment process used to calculate the impairment charge.</li> <li>Testing of management review controls over measurement of impairment allowances and disclosures in financial statements.</li> <li>Test of details over calculation of impairment allowance for assessing the completeness, accuracy and relevance of data.</li> <li>We have checked the stage classification as at the balance sheet date as per definition of default of the company;</li> </ul>
2	Provision for Non-Performing Assets as per RBI Circulars is a Key Audit Matter. The value of loans and advances on the balance sheet is significant and there is a high degree of complexity and judgment involved in estimating individual and collective provisions, write-offs against these loans on asset quality and provision of the Company.	<p>We have checked the provision on Loan Assets as per IRAC norms as required under RBI circular. We have checked the DPD and provision in accordance with the RBI regulations in that regard further considering the Regulatory Packages issued by RBI.</p> <p>For loans and advances which are written off during the year under audit, we read and understood the methodology and policy laid down and implemented by the Company in this regard along with its compliance on sample basis.</p>

#### Other Information

The Company's management and Board of Directors are responsible for the other information. The other information comprises the information included in the Company's annual report, but does not include the standalone Ind AS financial statements and our auditors' report thereon. These reports are expected to be made available to us after the date of this audit report.

Our opinion on the standalone Ind AS financial statements does not cover the other information and we do not express any form of assurance conclusion thereon.

In connection with our audit of the standalone Ind AS financial statements, our responsibility is to read the other information and, in doing so, consider whether the other information is materially inconsistent with the standalone financial statements or our knowledge obtained in the audit or otherwise appears to be materially misstated. If, based on the work we have performed, we conclude that there is a material misstatement of this other information, we are required to report that fact. We have nothing to report in this regard.

#### Management's Responsibility for the standalone Financial Statements

The Company's management and Board of Directors are responsible for the matters stated in Section 134(5)

of the Companies Act, 2013 ("the Act") with respect to the preparation of these Standalone Financial Statements that give a true and fair view of the financial position, state of affairs, profit (including other comprehensive income), changes in equity and cash flows of the Company in accordance with the accounting principles generally accepted in India, including the Indian Accounting Standards (Ind AS) specified under section 133 of the Act, read with the Companies (Indian Accounting Standards) Rules, 2015 as amended. This responsibility also includes maintenance of adequate accounting records in accordance with the provisions of the Act for safeguarding the assets of the Company and for preventing and detecting frauds and other irregularities; selection and application of appropriate accounting policies; making judgments and estimates that are reasonable and prudent; and the design, implementation and maintenance of adequate internal financial controls that were operating effectively for ensuring the accuracy and completeness of the accounting records, relevant to the preparation and presentation of the Standalone financial statements that give a true and fair view and are free from material misstatement, whether due to fraud or error.

In preparing the standalone financial statements, management and Board of Directors are responsible for assessing the Company's ability to continue as a going concern, disclosing, as applicable, matters related to





going concern and using the going concern basis of accounting unless management either intends to liquidate the Company or to cease operations, or has no realistic alternative but to do so.

Board of Directors is also responsible for overseeing the Company's financial reporting process.

#### **Auditor's Responsibility for the Audit of Standalone Financial Statements**

Our objectives are to obtain reasonable assurance about whether the standalone financial statements as a whole are free from material misstatement, whether due to fraud or error, and to issue an auditor's report that includes our opinion. Reasonable assurance is a high level of assurance, but is not a guarantee that an audit conducted in accordance with SAs will always detect a material misstatement when it exists. Misstatements can arise from fraud or error and are considered material if, individually or in the aggregate, they could reasonably be expected to influence the economic decisions of users taken on the basis of these standalone financial statements.

As part of an audit in accordance with SAs, we exercise professional judgment and maintain professional skepticism throughout the audit. We also:

- Identify and assess the risks of material misstatement of the standalone financial statements, whether due to fraud or error, design and perform audit procedures responsive to those risks, and obtain audit evidence that is sufficient and appropriate to provide a basis for our opinion. The risk of not detecting a material misstatement resulting from fraud is higher than for one resulting from error, as fraud may involve collusion, forgery, intentional omissions, misrepresentations, or the override of internal control.
- Obtain an understanding of internal control relevant to the audit in order to design audit procedures that are appropriate in the circumstances. Under Section 143(3)(i) of the Act, we are also responsible for expressing our opinion on whether the company has adequate internal financial controls with reference to standalone financial statements in place and the operating effectiveness of such controls.

- Evaluate the appropriateness of accounting policies used and the reasonableness of accounting estimates and related disclosures made by management.
- Conclude on the appropriateness of management's use of the going concern basis of accounting and, based on the audit evidence obtained, whether a material uncertainty exists related to events or conditions that may cast significant doubt on the Company's ability to continue as a going concern. If we conclude that a material uncertainty exists, we are required to draw attention in our auditor's report to the related disclosures in the standalone financial statements or, if such disclosures are inadequate, to modify our opinion. Our conclusions are based on the audit evidence obtained up to the date of our auditors' report. However, future events or conditions may cause the Company to cease to continue as a going concern.
- Evaluate the overall presentation, structure and content of the standalone financial statements, including the disclosures, and whether the standalone financial statements represent the underlying transactions and events in a manner that achieves fair presentation.

Materiality is the magnitude of misstatements in the standalone financial statements that, individually or in aggregate, makes it probable that the economic decisions of a reasonably knowledgeable user of the standalone financial statements may be influenced. We consider quantitative materiality and qualitative factors in (i) planning the scope of our audit work and in evaluating the results of our work; and (ii) to evaluate the effect of any identified misstatements in the standalone financial statements

We communicate with those charged with governance regarding, among other matters, the planned scope and timing of the audit and significant audit findings, including any significant deficiencies in internal control that we identify during our audit.

We also provide those charged with governance with a statement that we have complied with relevant ethical requirements regarding independence, and to communicate with them all relationships and other matters that may reasonably be thought to bear on our independence, and where applicable, related safeguards.

**Report on Other Legal & Regulatory Requirement**

1. As required by the Companies (Auditor's Report) Order, 2020 ("the Order") issued by the Central Government of India in terms of sub-section (11) of section 143 of the Act, we give in the **Annexure-A** statement on the matters specified in the paragraph 3 and 4 of the Order, to the extent applicable.
2. As required by Section 143 (3) of the Act, we report that:
  - a. We have sought and obtained all the information and explanations which to the best of our knowledge and belief were necessary for the purpose of our audit.
  - b. In our opinion, proper books of account as required by law have been kept by the Company so far as it appears from our examination of those books.
  - c. The Balance Sheet, the Statement of Profit and Loss (including Other Comprehensive Income), Statement of Changes in Equity and Statement of Cash Flow dealt with by this Report are in agreement with the books of account.
  - d. In our opinion, the aforesaid Standalone Financial Statements comply with the Accounting Standards specified under Section 133 of the Act, read with Companies (Indian Accounting Standards) Rules, 2015, as amended.
  - e. On the basis of the written representations received from the directors as on 31 March 2022 taken on record by the Board of Directors, none of the directors is disqualified as on 31 March 2022 from being appointed as a director in terms of Section 164 (2) of the Act.
  - f. With respect to the adequacy of the internal financial controls with reference to financial statements of the Company and the operating effectiveness of such controls, refer to our separate Report in **Annexure-B**. Our report expresses an Unmodified Opinion on the adequacy and operating effectiveness of the company internal financial controls over financial reporting.
  - g. With respect to the other matters to be included in the Auditor's Report in accordance with the requirements of section 197(16) of the Act, as amended:

The provision of section 197(16) of Company Act, 2013 are not applicable to the Company and hence not commented upon.
  - h. With respect to the other matters to be included in the Auditor's Report in accordance with Rule 11 of the Companies (Audit and Auditors) Rules, 2014, in our opinion and to the best of our information and according to the explanations given to us:
    - i. The Company has disclosed the impact of pending litigations as at 31 March 2022 on its financial position in its standalone financial statements - Refer Note 42 to the standalone financial statements.
    - ii. The Company did not have any long-term contract including derivatives contracts for which there were any material foreseeable losses; and
    - iii. There were no amounts which were required to be transferred, to the Investor Education and Protection Fund by the Company.
    - iv. a) The management has represented that, to the best of its knowledge and belief, no funds have been advanced or loaned or invested (either from borrowed funds or share premium or any other sources or kind of funds) by the company to or in any other person(s) or entity(ies), including foreign entities ("Intermediaries"), with the understanding, whether recorded in writing or otherwise, that the Intermediary shall, whether, directly or indirectly lend or invest in other persons or entities identified in any manner whatsoever by or on behalf of the company ("Ultimate Beneficiaries") or provide any guarantee, security or the like on behalf of the Ultimate Beneficiaries.
    - b) The management has represented, that, to the best of its knowledge and belief, no funds have been received by the company from any person(s) or entity(ies), including foreign entities ("Funding Parties"), with the understanding, whether recorded in writing or otherwise, that the company shall, whether, directly or indirectly, lend or invest in other persons or entities identified in any manner whatsoever by or on behalf of the Funding Party ("Ultimate Beneficiaries") or provide any guarantee, security or the like on behalf of the Ultimate Beneficiaries;



- c) Based on the audit procedures that have been considered reasonable and appropriate in the circumstances, nothing has come to our notice that has caused us to believe that the representations under sub-clause (i) and (ii) of Rule 11 (e) as provided under (A) and (B) above contain any material misstatement.
  
- v. The company has neither declared nor paid any dividends during the year under audit.

**For A. Bafna & Co.**  
**Chartered Accountants**  
**FRN: 003660C**

**Sd/-**  
**(CA Vivek Gupta)**

**Partner**

**Membership No: 400543**  
**UDIN: 22400543AJBHAR6004**

**Date: 6<sup>th</sup> May 2022**

**Place: Jaipur**



## ANNEXURE A TO INDEPENDENT AUDITOR'S REPORT

**Referred to in Paragraph 1 under 'Report on Other Legal and Regulatory Requirement' section of our report to the Members of Laxmi India Finleasecap Private Limited of even date for the year ended March 2022**

To the best of our information and according to the explanations provided to us by the Company and the books of account and records examined by us in the normal course of audit, we state that:

1. In respect of the Company's Property, Plant and Equipment and Intangible Assets
  - a) (A) The Company has maintained proper records showing full particulars, including quantitative details and situation of Property, Plant and Equipment.
  - (B) The Company has maintained proper records showing full particulars of Intangible assets.
  - b) The Company has a program of physical verification of Property, Plant and Equipment so to cover all the assets every year. Pursuant to the program, Property, Plant and Equipment were physically verified by the Management during the year. According to the information and explanations given to us, no material discrepancies were noticed on such verification.
  - c) Based on our examination of the registered sale deed / transfer deed / conveyance deed provided to us, we report that the title of all the immovable properties (Other than properties where the company is a lessee & the lease agreement is duly executed in favour of the lessee) disclosed in the financial statements are held in the name of the company as at the balance sheet date.
  - d) The title deeds of all the immovable properties (other than properties where the company is the lessee and the lease agreements are duly executed in favour of the lessee) disclosed in the financial statements are held in the name of the company,
  - e) The Company has not revalued any of its Property, Plant and Equipment and intangible assets during the year.
  - f) No proceedings have been initiated during the year or are pending against the Company as at March 31, 2022 for holding any benami property under the Benami Transactions (Prohibition) Act, 1988 (as amended in 2016) and rules made thereunder.
2.
  - (a) The Company does not have any inventory and hence reporting under clause 3(ii)(a) of the Order is not applicable.
  - (b) The Company has been sanctioned working capital limits in excess of Rs. 5 crores, in aggregate, at any points of time during the year, from banks or financial institutions on the basis of security of current assets, we have broadly reviewed the quarterly returns / statement filed by the company with such bank and the books of accounts of the company and no material discrepancies were observed.
3. The Company has made investment in Mutual funds and has also provided guarantee and principal business of the company is lending loans, the required information is as under
  - (a) The Company is engaged in principal business of lending loans, hence reporting under clause(iii)(a) in not applicable.
  - (b) In our opinion, the investments made in mutual funds and the guarantee provided by the company is, prima facie, not prejudicial to the Company's interest.
  - (c) In respect of loans granted by the Company, the schedule of repayment of principal and payment of interest has been stipulated, there are some delays in receipt of principal/ interest in view of the principal business of the company i.e., giving loans.
  - (d) As per the books of accounts of the company the total amount of Principal Outstanding of Loan whose DPD is > 90 days is Rs.408.91 lacs, such accounts have been classified under Stage – 3 as per the relevant standards and there is a well-defined system in the company for recovery of principal and interest in case of overdue accounts.

No. of cases	Principal Amount Overdue	Interest Overdue	Total Amount Overdue
318	171.88 Lacs	237.03 Lacs	408.91 Lacs





- (e) The Company is engaged in principal business of lending loans, hence reporting under clause(iii)(a) in not applicable
- (f) The Company has not been granted any loans or advances in the nature of loans either repayable on demand or without specifying any terms or period of repayment during the year. Hence, reporting under clause 3(iii)(f) is not applicable.
4. In our opinion and according to the information and explanations given to us, the Company has complied with the provisions of section 185 and 186 of the Act, with respect to the loans and investments made.
5. The Company has not accepted any deposit or amounts which are deemed to be deposits. Hence, reporting under clause 3(v) of the Order is not applicable.
6. The maintenance of cost records has not been specified by the Central Government under sub-section (1) of section 148 of the Companies Act, 2013 for the business activities carried out by the Company. Hence, reporting under clause (vi) of the Order is not applicable to the Company.
7. In respect of statutory dues:
- a) Based upon the audit procedures performed and the information & explanations given by the management, the Company has been regular in depositing undisputed statutory dues, including Goods and Services tax, Provident Fund, Employees' State Insurance, Income Tax, Sales Tax, Service Tax, duty of Custom, duty of Excise, Value Added Tax, Cess and other material statutory dues applicable to it with the appropriate authorities. There were no undisputed amounts payable in respect of Goods and Service tax, Provident Fund, Employees' State Insurance, Income Tax, Sales Tax, Service Tax, duty of Custom, duty of Excise, Value Added Tax, Cess and other material statutory dues in arrears as at March 31, 2022 for a period of more than six months from the date they become payable.
- b) There are no statutory dues referred to in sub-clause (a) above which have not been deposited as on March 31, 2022 on account of disputes except below:

Name of Statutory Due	Nature of Due	Amount	Period to which sum relates	Reason Type	Whether recorded in book or not
Income Tax Act, 1961	Income Tax	Rs. 6.38 Lacs	FY 2013-14	Revised Order pending from Income Tax Authority	Yes

8. There were no transactions relating to previously unrecorded income that have been surrendered or disclosed as income during the year in the tax assessments under the Income Tax Act, 1961 (43 of 1961).
9. a) According to the records of the company examined by us and as per the information and explanations given to us, the company has not defaulted in repayment of loans or other borrowings or in the payment of interest thereon to any financial institution or banks or lender.
- b) According to the records of the company examined by us and as per the information and explanations given to us, The Company has not been declared willful defaulter by any bank or financial institution or government or any government authority.
- c) According to the records of the company examined by us and as per the information and explanations given to us, term loans were applied for the purpose for which the loans were obtained.
- d) According to the records of the company examined by us and as per the information and explanations given to us, on an overall examination of the financial statements of the Company, no funds raised on short-term basis have been used for long-term purposes by the Company.
- e) According to the records of the company examined by us and as per the information and explanations given to us, on an overall examination of the financial statements of the Company, the Company has not taken any funds from any entity or person on account of or to meet the obligations of its subsidiaries or associate companies.
- f) According to the records of the company examined by us and as per the information



and explanations given to us, the Company has not raised loans during the year on the pledge of securities held in its subsidiaries or associate companies. Hence, the requirement to report on clause (ix) (f) of the Order is not applicable to the Company.

10. (a) The Company has not raised money(s) by way of initial public offer or further public offer (including debt instruments) during the year and hence reporting under clause 3(x)(a) of the Order is not applicable.  
(b) During the year, the Company has made right issue to existing shareholders of equity shares, requirements of section 42/62 of companies act, 2013 have been complied with and the funds raised have been used for the purposes for which the funds were raised.
11. (a) No fraud by the Company and no material fraud on the Company has been noticed or reported during the year.  
(b) No report under sub-section (12) of section 143 of the Companies Act has been filed in Form ADT-4 as prescribed under rule 13 of Companies (Audit and Auditors) Rules, 2014 with the Central Government, during the year and up to the date of this report.  
(c) As represented to us by the management, there are no whistle blower complaints received by the Company during the year.
12. The Company is not a Nidhi Company and hence reporting under clause (xii) of the Order is not applicable.
13. In our opinion, the Company is in compliance with Section 177 and 188 of the Companies Act, 2013 with respect to applicable transactions with the related parties and the details of related party transactions have been disclosed in the financial statements as required by the applicable accounting standards.
14. (a) In our opinion the Company has an adequate internal audit system commensurate with the size and the nature of its business.  
(b) We have considered the internal audit reports for the year under audit, issued to the Company during the year and till date, in determining the nature, timing and extent of our audit procedures.
15. In our opinion during the year the Company has not entered into any non-cash transactions with its directors or persons connected with its directors, and hence provisions of section 192 of the Companies Act, 2013 are not applicable to the Company.
16. (a) The company is required to be registered with RBI. The company is registered as Non-Deposit taking Systematically Important Non-Banking Financial Company under Section 45-IA of the Reserve Bank of India Act 1934 vide certificate number B-10.00318.  
(b) As per information & explanation given to us, there is no core investment company within the Group (as defined in the Core Investment Companies (Reserve Bank) Directions, 2016) and accordingly reporting under clause 3(xvi)(d) of the Order is not applicable.
17. The Company has not incurred cash losses during the financial year covered by our audit and the immediately preceding financial year.
18. There has been no resignation of the statutory auditors of the Company during the year.
19. On the basis of the financial ratios, ageing and expected dates of realization of financial assets and payment of financial liabilities, other information accompanying the financial statements and our knowledge of the Board of Directors and Management plans and based on our examination of the evidence supporting the assumptions, nothing has come to our attention, which causes us to believe that any material uncertainty exists as on the date of the audit report indicating that Company is not capable of meeting its liabilities existing at the date of balance sheet as and when they fall due within a period of one year from the balance sheet date. We, however, state that this is not an assurance as to the future viability of the Company. We further state that our reporting is based on the facts up to the date of the audit report and we neither, give any guarantee nor any assurance that all liabilities falling due within a period of one year from the balance sheet date, will get discharged by the Company as and when they fall due.



20. a) There are no unspent amounts towards Corporate Social Responsibility (CSR) on other than ongoing projects requiring a transfer to a Fund specified in Schedule VII to the companies Act in compliance with second proviso to sub section 5 of section 135 of the Act.
- b) In respect of ongoing projects, Refer Note No. 44 of the notes to accounts, the company has transferred the unspent CSR amount of Rs.8.27 lacs within 30 days from the end of the financial year i.e. before 30th April 2022, to a special account in compliance of provision of sub section (6) of section 135 of Companies Act.
21. The reporting under clause 3(xxi) is not applicable in respect of audit of financial statements of the Company. Accordingly, no comment has been included in respect of said clause under this report.

**For A Bafna & Co.  
Chartered Accountants  
Firm Reg. No.003660C**

**Sd/-  
(CA Vivek Gupta)  
Partner  
M.No. 400543  
UDIN: 22400543AJBHAR6004**

**Place: Jaipur  
Date: 06<sup>th</sup> May 2022**



# ANNEXURE B OF THE INDEPENDENT AUDITOR'S REPORT

(Referred to in Paragraph 3 under 'Report on other Legal & Regulatory Requirements' Section of our Report of even date for the year ended 31 March 2022

## **Report on the Internal Financial Controls under Clause (i) of Sub-section 3 of Section 143 of the Companies Act, 2013 ("the Act")**

We have audited the internal financial controls over financial reporting of **Laxmi India Finleaseap Private Limited** ("the Company"), as of 31 March 2022 in conjunction with our audit of the financial statements of the Company for the year ended on that date.

## **Management's Responsibility for Internal Financial Controls**

The Company's Management is responsible for establishing and maintaining internal financial controls based on the internal control over financial reporting criteria established by the company considering the essential components of internal control stated in the Guidance Note on Audit of Internal Financial Controls over Financial Reporting issued by the Institute of Chartered Accountants of India (ICAI). These responsibilities include the design, implementation and maintenance of adequate internal financial controls that were operating effectively for ensuring the orderly and efficient conduct of its business, including adherence to the company's policies, the safeguarding of its assets, the prevention and detection of frauds and errors, the accuracy and completeness of the accounting records, and the timely preparation of reliable financial information, as required under the Companies Act, 2013.

## **Auditor's Responsibility**

Our responsibility is to express an opinion on the Company's internal financial controls over financial reporting based on our audit. We conducted our audit in accordance with the Guidance Note on Audit of Internal Financial Controls Over Financial Reporting (the "Guidance Note") issued by the ICAI and the Standards on Auditing, issued by ICAI and deemed to be prescribed under section 143(10) of the Companies Act, 2013, to the extent applicable to an audit of internal financial controls, both issued by the Institute of Chartered Accountants of India. Those Standards and the Guidance Note require that we comply with ethical requirements and plan and perform the audit to obtain reasonable assurance about whether adequate internal financial controls over financial reporting was established and maintained and if such controls operated effectively in all material respects.

Our audit involves performing procedures to obtain audit evidence about the adequacy of the internal financial controls system over financial reporting and their operating effectiveness. Our audit of internal financial controls over financial reporting included obtaining an understanding of internal financial controls over financial reporting, assessing the risk that a material weakness exists, and testing and evaluating the design and operating effectiveness of internal control based on the assessed risk. The procedures selected depend on the auditor's judgement, including the assessment of the risks of material misstatement of the financial statements, whether due to fraud or error.

We believe that the audit evidence we have obtained is sufficient and appropriate to provide a basis for our audit opinion on the Company's internal financial controls system over financial reporting

## **Meaning of Internal Financial Controls Over Financial Reporting**

A company's internal financial control over financial reporting is a process designed to provide reasonable assurance regarding the reliability of financial reporting and the preparation of financial statements for external purposes in accordance with generally accepted accounting principles. A company's internal financial control over financial reporting includes those policies and procedures that:

- (1) Pertain to the maintenance of records that, in reasonable detail, accurately and fairly reflect the transactions and dispositions of the assets of the company;
- (2) Provide reasonable assurance that transactions are recorded as necessary to permit preparation of financial statements in accordance with generally accepted accounting principles, and that receipts and expenditures of the company are being made only in accordance with authorizations of management and directors of the company; and
- (3) Provide reasonable assurance regarding prevention or timely detection of unauthorized acquisition, use, or disposition of the company's assets that could have a material effect on the financial statements.





**Inherent Limitations of Internal Financial Controls Over Financial Reporting**

Because of the inherent limitations of internal financial controls over financial reporting, including the possibility of collusion or improper management override of controls, material misstatements due to error or fraud may occur and not be detected. Also, projections of any evaluation of the internal financial controls over financial reporting to future periods are subject to the risk that the internal financial control over financial reporting may become inadequate because of changes in conditions, or that the degree of compliance with the policies or procedures may deteriorate.

**Opinion**

In our opinion, the Company has, in all material respects, an adequate internal financial controls system over financial reporting and such internal financial controls over financial reporting were operating

effectively as at March 31, 2022, based on the internal control over financial reporting criteria established by the Company considering the essential components of internal control stated in the Guidance Note on Audit of Internal Financial Controls Over Financial Reporting issued by the Institute of Chartered Accountants of India.

**For A. Bafna & Co.  
Chartered Accountants  
FRN: 003660C**

**Sd/-  
(CA Vivek Gupta)  
Partner**

**Membership No: 400543  
UDIN: 22400543AJBHAR6004**

**Date: 6<sup>th</sup> May 2022  
Place: Jaipur**

**BALANCE SHEET**

as at Mar 31, 2022

(₹ in lakhs)

Particulars	Note No.	As at Mar 31, 2022	As at Mar 31, 2021
<b>I. ASSETS</b>			
<b>(1) Financial Assets</b>			
(a) Cash and Cash Equivalents	2	4,687.97	5,218.23
(b) Bank balance other than Cash and cash equivalents	3	1,606.14	1,286.47
(c) Loans	4	44,623.05	41,537.23
(d) Investments	5	2,034.65	101.22
(e) Other Financial Asset	6	2,189.20	2,281.51
<b>Total Financial Assets</b>		<b>55,141.01</b>	<b>50,424.66</b>
<b>(2) Non-financial Assets</b>			
(a) Deferred tax Assets (Net)	7	-	70.73
(b) Property, Plant and Equipment	8	603.15	520.38
(c) Intangible Assets under development	9	10.77	3.85
(d) Other Intangible Assets	10	8.81	4.24
(e) Other non-financial assets	12	235.04	149.46
<b>Total Non-financial Assets</b>		<b>857.77</b>	<b>748.66</b>
<b>Total Assets</b>		<b>55,998.78</b>	<b>51,173.32</b>
<b>II. LIABILITIES AND EQUITY</b>			
<b>Liabilities</b>			
<b>(1) Financial Liabilities</b>			
(a) Debt Securities	13	2,878.86	3,926.29
(b) Borrowings (Other than Debt Securities)	14	38,334.75	35,172.71
(c) Other Financial Liabilities	15		
- Total outstanding dues of micro enterprises and small enterprises		2.98	-
- Total outstanding dues of creditors other than micro enterprises and small enterorises		1,717.30	1,764.45
<b>Total Financial Liabilities</b>		<b>42,933.89</b>	<b>40,863.45</b>
<b>(2) Non- Financial Liabilities</b>			
(a) Deferred Tax Liabilities (Net)	7	157.25	-
(b) Provisions	16	92.03	289.74
(c) Other non-financial liabilities	17	73.52	53.58
<b>Total Non- Financial Liabilities</b>		<b>322.80</b>	<b>343.32</b>
<b>Total liabilities</b>		<b>43,256.69</b>	<b>41,206.77</b>
<b>(3) Equity</b>			
(a) Equity Share capital	18	1,589.02	1,431.28
(b) Other Equity	19	11,153.07	8,535.27
<b>Total Equity</b>		<b>12,742.09</b>	<b>9,966.55</b>
<b>Total Equity and Liabilities</b>		<b>55,998.78</b>	<b>51,173.32</b>
<b>Significant Accounting Policies</b>	1		

The accompanying notes 1 to 94 form an integral part of these financial statements

As per our Report of even date attached  
For, A. Bafna & Company  
Chartered Accountants  
Firm Registration No.-003660C

Sd/-  
CA Vivek Gupta  
Partner  
Membership No.-400543

Place: Jaipur  
Date: May 6, 2022

For and on Behalf of the Board of Directors  
Laxmi India Finleasecap Private Limited

Sd/-  
Deepak Baid  
Managing Director  
DIN: 03373264

Sd/-  
Piyush Somani  
Chief Financial Officer

Sd/-  
Aneesa Baid  
Director  
DIN: 07117678

Sd/-  
Gajendra Singh Shekhawat  
Company Secretary

**STATEMENT OF PROFIT AND LOSS**

For the year ended Mar 31, 2022

(₹ in lakhs)

	Particulars	Note No.	Year ended Mar 31, 2022	Year ended Mar 31, 2021
	<b>Revenue from Operations</b>			
	Interest Income	20	9,529.29	8,750.31
	Fees and commission Income	21	204.16	106.62
	Net Gain/(Loss) On Fair Value Changes	22	82.09	19.97
I	<b>Total Revenue from Operations</b>		9,815.54	8,876.90
II	Other Income	23	5.11	0.70
III	<b>Total Income (I+II)</b>		<b>9,820.65</b>	<b>8,877.60</b>
IV	<b>Expenses:</b>			
	Finance Costs	24	4,986.72	4,950.54
	Impairment on financial instruments	25	47.13	160.56
	Employee Benefits Expense	26	1,978.40	1,292.88
	Depreciation & Amortisation Expense	27	88.34	90.43
	Other Expenses	28	742.42	608.15
	<b>Total Expenses (IV)</b>		<b>7,843.01</b>	<b>7,102.56</b>
V	<b>Profit/(Loss) before Exceptional Items &amp; Tax (III-IV)</b>		<b>1,977.64</b>	<b>1,775.04</b>
VI	<b>Exceptional Items</b>		-	-
VII	Profit/(Loss) Before Tax (V-VI)		1,977.64	1,775.04
VIII	<b>Tax Expense:</b>			
	Current Tax		264.95	429.82
	Deferred Tax		230.66	5.88
	Income Tax for Earlier Year		(6.44)	290.37
	<b>Total Tax Expenses (VIII)</b>		<b>489.17</b>	<b>726.07</b>
IX	<b>Profit/(loss) for the year (VII-VIII)</b>		<b>1,488.47</b>	<b>1,048.97</b>
X	<b>Other Comprehensive Income</b>			
	<b>(A) Items that will not be reclassified to profit or loss</b>			
	- Remeasurement Gains/(Losses) on Defined Benefit Plans		(10.66)	13.29
	- Income tax on above		2.68	(3.35)
	Subtotal(A)		(7.98)	9.94
	<b>(B) Items that will be reclassified to profit or loss</b>			
	Subtotal(B)			
XI	<b>Total Other Comprehensive Income for the year (A+B)</b>		<b>(7.98)</b>	<b>9.94</b>
XII	<b>Total Comprehensive Income for the year (IX+XI)</b>		<b>1,480.49</b>	<b>1,058.91</b>
XIII	<b>Earnings per Equity Share:</b>	29		
	Basic (in ₹)		10.15	7.51
	Diluted (in ₹)		10.15	7.51
	Nominal Value of Equity Shares		10.00	10.00
	<b>Significant Accounting Policies</b>	1		
	<b>The accompanying notes 1 to 94 form an integral part of these financial statements</b>			

As per our Report of even date attached

For, A. Bafna &amp; Company

Chartered Accountants

Firm Registration No.-003660C

Sd/-

CA Vivek Gupta

Partner

Membership No.-400543

Place: Jaipur

Date: May 6, 2022

For and on Behalf of the Board of Directors

Laxmi India Finleaseap Private Limited

Sd/-

Deepak Baid

Managing Director

DIN: 03373264

Sd/-

Piyush Somani

Chief Financial Officer

Sd/-

Aneasha Baid

Director

DIN: 07117678

Sd/-

Gajendra Singh Shekhawat

Company Secretary



# STANDALONE STATEMENT OF CHANGES IN EQUITY

For the year ended Mar 31, 2022

(₹ in lakhs)

**A. Equity Share Capital**

Particulars	Number of Shares	Amount
<b>As at April 1, 2020</b>	136.37	<b>1,363.71</b>
Restated balance at the beginning of the period	-	-
Changes in equity share capital due to prior period errors	-	-
Changes in equity share capital during the year ended Mar 31, 2021	6.76	67.57
<b>As at Mar 31, 2021</b>	143.13	<b>1,431.28</b>
Restated balance at the beginning of the period	-	-
Changes in equity share capital due to prior period errors	-	-
Changes in equity share capital during the year ended Mar 31, 2022	15.77	157.74
<b>As at Mar 31, 2022</b>	158.90	<b>1,589.02</b>

**B. Other Equity**

Year ended Mar 31, 2022

(₹ in lakhs)

Particulars	Reserves and Surplus				Total
	Statutory reserves as per Section 45-IC of the RBI Act, 1934	Securities Premium	Impairment Reserve	Retained Earnings	
<b>Balance As at Apr 1, 2021</b>	<b>745.65</b>	<b>4,725.20</b>	<b>40.24</b>	<b>3,024.18</b>	<b>8,535.27</b>
Profit for the year				1,488.47	1,488.47
Other Comprehensive Income (expense) (net of tax)				(7.98)	(7.98)
<b>Total Comprehensive Income for the Year</b>	-	-	-	<b>1,480.49</b>	<b>1,480.49</b>
Additions during the year	296.10		5.45		301.55
Premium on issue of shares		1,142.26			1,142.26
Capital Issue Expenses		(4.95)			(4.95)
Transfer to Impairment Reserve				(5.45)	(5.45)
Transfer to Statutory reserves as per Section 45-IC of the RBI Act, 1934				(296.10)	(296.10)
Dividend Paid (including Dividend tax)					-
<b>Balance as at 31st March, 2022</b>	<b>1,041.75</b>	<b>5,862.51</b>	<b>45.69</b>	<b>4,203.12</b>	<b>11,153.07</b>





Year ended Mar 31, 2021

(₹ in lakhs)

Particulars	Reserves and Surplus				Total
	Statutory reserves as per Section 45-IC of the RBI Act, 1934	Securities Premium	Impairment Reserve	Retained Earnings	
<b>Balance As at 1st April, 2020</b>	533.87	4,292.75	40.24	2,177.05	7,043.91
Profit for the year				1,048.97	1,048.97
Other Comprehensive Income (expense) (net of tax)				9.94	9.94
<b>Total Comprehensive Income for the Year</b>	-	-	-	<b>1,058.91</b>	<b>1,058.91</b>
Additions during the year	211.78				211.78
Premium on issue of shares		432.45		-	432.45
Transfer to Statutory reserves as per Section 45-IC of the RBI Act, 1934				(211.78)	(211.78)
Utilised during the year					-
Dividend Paid (including Dividend tax)					-
<b>Balance as at 31st March, 2021</b>	<b>745.65</b>	<b>4,725.20</b>	<b>40.24</b>	<b>3,024.18</b>	<b>8,535.27</b>

The accompanying notes 1 to 94 form an integral part of these financial statements.

As per our Report of even date attached

For, A. Bafna &amp; Company

Chartered Accountants

Firm Registration No.-003660C

Sd/-

CA Vivek Gupta

Partner

Membership No.-400543

Place: Jaipur

Date: May 6, 2022

For and on Behalf of the Board of Directors

Laxmi India FinleaseCap Private Limited

Sd/-

Deepak Baid

Managing Director

DIN: 03373264

Sd/-

Piyush Somani

Chief Financial Officer

Sd/-

Aneesha Baid

Director

DIN: 07117678

Sd/-

Gajendra Singh Shekhawat

Company Secretary



# STATEMENT OF CASHFLOWS

For the year ended Mar 31, 2022

(₹ in lakhs)

Particulars	Year ended Mar 31, 2022		Year ended Mar 31, 2021	
<b>A. Cash Flow from Operating Activity</b>				
<b>Profit before tax</b>		<b>1,977.64</b>		<b>1,775.04</b>
<b>Adjustments for:</b>				
Depreciation, Amortisation & Impairment	88.34		90.43	
Fair Value change of Investments	(3.21)		(0.01)	
Impairment on financial instruments	47.13		160.56	
Finance Cost on Lease Liability	2.48		1.63	
Rent Concession due to COVID 19	-		(0.59)	
Interest income on Security deposit	(0.13)		(0.11)	
Gain on Lease Liabilities	(0.97)		-	
Gain/(Loss) on Disposal of Fixed Assets	(4.01)		-	
		129.63		251.91
<b>Operating profit before working capital changes</b>		<b>2,107.27</b>		<b>2,026.95</b>
<b>Adjustment for :</b>				
(Increase)/decrease in Loans	(3,129.68)		(4,168.49)	
(Increase)/decrease in other financial assets	92.31		(363.75)	
(Increase)/decrease in Bank balance other than Cash and cash equivalents	(319.67)		1,506.58	
(Increase)/decrease in non financial assets	(48.42)		81.90	
Increase/(decrease) in other financial liabilities	(37.86)		970.50	
Increase/(decrease) in non financial liabilities	19.94		(42.02)	
Increase/(decrease) in provisions	36.25		18.51	
<b>Total of changes in working capital</b>		(3,387.13)		(1,996.77)
<b>Cash generated from operations</b>		<b>(1,279.86)</b>		<b>30.18</b>
Income Tax Paid		(640.82)		(490.09)
<b>Net Cash from/(used in) Operating Activity (A)</b>		<b>(1,920.68)</b>		<b>(459.91)</b>
<b>B. Cash Flow from Investing Activity</b>				
Purchase of property, plant and equipment and intangible assets(including in progress assets)		(76.16)		(39.95)
Purchase/Sale of Investments		(1,930.22)		(101.21)
<b>Net Cash Flow from/(used in) Investing Activity (B)</b>		<b>(2,006.38)</b>		<b>(141.16)</b>



Particulars	Year ended Mar 31, 2022	Year ended Mar 31, 2021
<b>C. Cash Flow from Financing Activity</b>		
Issue of equity shares	157.74	67.57
Share Premium on issue of equity shares	1,142.26	432.45
Proceeds from / (Repayment of) Borrowings	3,162.04	(1,086.06)
Proceeds from / (Repayment of) debt securities	(1,047.43)	3,926.29
Expenses related to Capital Issuance	(4.95)	-
Payment of Lease Liabilities	(12.86)	(10.16)
<b>Net Cash Flow from Financing Activity (C)</b>	<b>3,396.80</b>	<b>3,330.08</b>
<b>Net increase in cash and cash equivalents (A+B+C)</b>	<b>(530.26)</b>	<b>2,729.01</b>
Cash and cash equivalents at the beginning of the year	5,218.23	2,489.22
Cash and cash equivalents at the close of the year	4,687.97	5,218.23
<b>Net increase in cash and cash equivalents</b>	<b>(530.26)</b>	<b>2,729.01</b>

**Cash and Cash Equivalent includes:-****(₹ in lakhs)**

Particulars	As at 31st March 2022	As at 31st March 2021
Cash in hand	88.62	357.67
Balances with Bank	4,599.35	4,860.56
<b>Total</b>	<b>4,687.97</b>	<b>5,218.23</b>

Note: The above Statement of Cash Flows has been prepared under the 'Indirect Method' as set out in Ind AS 7, 'Statement of Cash Flows'.

Refer Note 39 for changes in liabilities arising from financing activities, including both changes arising from cash flows and non-cash changes as per Ind AS 7 - Statement of Cash flows.

**As per our Report of even date attached  
For, A. Bafna & Company  
Chartered Accountants  
Firm Registration No.-003660C**

**Sd/-  
CA Vivek Gupta  
Partner  
Membership No.-400543**

**Place: Jaipur  
Date: May 6, 2022**

**For and on Behalf of the Board of Directors  
Laxmi India Finleasecap Private Limited**

**Sd/-  
Deepak Baid  
Managing Director  
DIN: 03373264**

**Sd/-  
Piyush Somani  
Chief Financial Officer**

**Sd/-  
Aneesha Baid  
Director  
DIN: 07117678**

**Sd/-  
Gajendra Singh Shekhawat  
Company Secretary**



# NOTES TO FINANCIAL STATEMENTS

For the year ended Mar 31, 2022

## 1 Company Overview and Significant Accounting Policies

### A Company Overview

Laxmi India Finleasecap Private Limited is a private company domiciled in India and incorporated under the provisions of Companies Act, 1956 on May 10, 1996. The Company has its registered office at 2, DFL, Gopinath Marg, M I Road, Jaipur, Rajasthan, India vide MCA approval dated Dec 1, 2020 and Corporate Identification Number(CIN) as U65929RJ1996PTC073074 w.e.f January 20, 2021

The Company is holding 'CoR' as Non-Banking Financial Institution, without accepting public deposits, registered with the Reserve Bank of India ("RBI") under section 45-IA of the Reserve Bank of India Act, 1934 and is primarily engaged in the lending business. Original Certificate bearing no. B-14.02353 was given on March 28, 2001 at RBI, New Delhi which was later on cancelled and a fresh Certificate bearing no. B-05.07063 was issued at RBI, Kolkata. Subsequent to shifting of its Registered Office from Kolkata to Jaipur, the company had applied with RBI for change of jurisdiction from RBI, Kolkata to RBI, Jaipur, on which approval was given and a fresh certificate bearing no. B-10.00318 dated Mar 15, 2021, was issued by RBI Jaipur after cancelling the previous certificate.

As per audited financial results for FY 2020-21, total asset size of company exceeded ceiling limit of Rs. 50000 Lacs and

accordingly, the company regarded as Systemically Important Non deposit taking Non Banking Finance Company (NBFC-ND-SI) w.e.f. Apr 1, 2021

### B Basis of Preparation and Presentation

#### 1 Statement of Compliance

The financial statements have been prepared in accordance with Indian Accounting Standards (Ind AS) as per the Companies (Indian Accounting Standards) Rules, 2015 as amended from time to time and notified under section 133 of Companies Act, 2013 (the act) along with other relevant provisions of the Act and the Master Direction - Non-Banking-Financial Company Systemically Important Non-Deposit taking Company (Reserve bank) Directions, 2016 ('the NBFC Master

Directions') issued by RBI. The financial statements have been prepared on going concern basis. The company uses accrual basis of accounting except in case of significant uncertainties. Any application guidance/ clarifications/ directions issued by RBI or other regulators are implemented as an when they are issued/ applicable. The accounting policies are applied consistently to all the periods presented in the financial statements.

For the year ended March 31, 2021, the company had prepared its financial statements in accordance with Indian Accounting Standards (Ind AS) as per the Companies (Indian Accounting Standards) Rules, 2015 as amended from time to time and notified under section 133 of Companies Act, 2013 (the act) along with other relevant provisions of the Act and the Master Direction - Non-Banking-Financial Company Non-Systemically Important Non-Deposit taking Company (Reserve bank) Directions, 2016 ('the NBFC Master Directions') issued by RBI. Financial statements for the year ended March 31, 2021 were the first the Company has prepared in accordance with Ind AS. The Company had applied Ind AS101 First-time adoption of Indian Accounting Standards, for transition from previous GAAP to Ind AS in FY 2020-21.

The regulatory disclosures as required by the NBFC Master Directions to be included as a part of the Notes to Accounts are also prepared as per the Ind AS Financial Statements.

#### 2 Basis of Measurement:

The financial statements have been prepared on a going concern and under the historical cost basis, except for the derivatives financial instruments and following assets and liabilities:

Certain financial assets and liabilities measured at Fair value/Amortised cost (refer accounting policy regarding financial instruments)

Non-Current Assets held for sale measured at the lower of its carrying amount and fair value less costs to sell; and





Employee's Defined Benefit Plan obligations as per actuarial valuation.

The methods used to measure fair values are discussed further in notes to financial statements.

All assets and liabilities have been classified as current or non-current as per the criteria set out in the Schedule III of the Companies Act, 2013. The company has disclosed regarding recovery or settlement within 12 months after the reporting date (current) and more than 12 months after the reporting date (non-current) has been provided separately in the financial statements.

### **3 Functional and presentation currency :**

These financial statements are presented in Indian Rupees (INR), which is the Company's functional currency and the currency of the primary economic environment in which the Company operates. All financial information presented in INR has been rounded off to the nearest Lakhs (upto two decimals) as per the requirements of Schedule III, unless otherwise stated.

### **4 Use of Estimates and Judgements :**

The preparation of financial statements with Ind AS require judgements, estimates and assumptions to be made that affect the reported amount of assets and liabilities including contingent liabilities on the date of the financial statements and the reported amount of revenues and expenses during the reporting period. Difference between actual results and estimates are recognized in the period prospectively in which the results are known/ materialized. Although these estimates are based on the management's best knowledge of current events and actions, uncertainty about these assumptions and estimates could result in the outcomes requiring a material adjustment to the carrying amounts of assets or liabilities in future years.

### **C Significant Accounting Policies**

A summary of the significant accounting policies applied in the preparation of the financial statements are given below. These accounting policies have been applied consistently to all periods presented in the financial statements.

The Company has elected to utilize the option under Ind AS 101 by not applying the provisions of Ind AS 16 & Ind AS 38 retrospectively and continue to use the

previous GAAP carrying amount as a deemed cost under Ind AS at the date of transition to Ind AS. Therefore, the carrying amount of property, plant and equipment and intangible assets as per the previous GAAP as at 1 April 2019, i.e. the Company's date of transition to Ind AS, were maintained on transition to Ind AS.

## **1 Property Plant & Equipment**

### **1.1 Initial recognition and measurement**

An item of property, plant and equipment is recognised as an asset if and only if it is probable that future economic benefits associated with the item will flow to the Company and the cost of the item can be measured reliably.

When parts of an item of property, plant and equipment have different useful lives, they are recognised separately.

Items of Property, Plant and Equipment are measured at cost less accumulated depreciation/amortization and accumulated impairment losses. Cost includes expenditure that is directly attributable to bringing the asset, inclusive of non-refundable taxes & duties, to the location and condition necessary for it to be capable of operating in the manner intended by management.

Income and Expenses, incidental to the operations, not necessary in bringing the asset to the location and condition necessary for it to be capable of operating in the manner intended by management, are recognised in statement of profit and loss.

### **1.2 Subsequent costs**

Subsequent expenditure is recognized as an increase in the carrying amount of the asset when it is probable that future economic benefits deriving from the cost incurred will flow to the enterprise and the cost of the item can be measured reliably.

### **1.3 Derecognition**

Property, Plant and Equipment are derecognized when no future economic benefits are expected from their use or upon their disposal. Gains or losses on Derecognition of an item of Property, Plant and Equipment are determined by comparing net disposable proceeds with the carrying amount of Property, Plant and Equipment and are recognized in the statement of profit and loss.



#### 1.4 Depreciation/Amortization

Depreciation for all property, plant and equipment is being provided on Written Down Value Method as per the estimates of useful life specified in Schedule II of the Companies Act, 2013. The Company has estimated 5% residual value for all block of asset at the end of useful life. The management believes that useful life are realistic and reflect fair approximation of the period over which asset likely to be used.

Depreciation on additions to property, plant and equipment is provided on a pro-rata basis from the date of acquisition, or installation, or construction, when the asset is ready for intended use.

Improvements of the lease hold premises are charged off over the primary period of lease. Depreciation methods, useful lives and residual values are reviewed at each reporting date and adjusted if appropriate.

Depreciation on an item of property, plant and equipment sold, discarded, demolished or scrapped, is provided upto the date on which the said asset is sold, discarded, demolished or scrapped.

In respect of an asset for which impairment loss, if any, is recognised, depreciation is provided on the revised carrying amount of the asset over its remaining useful life.

## 2 Intangible assets and intangible assets under development :

### 2.1 Initial recognition and measurement

An intangible asset is recognised if and only if it is probable that the expected future economic benefits that are attributable to the asset will flow to the Company and the cost of the asset can be measured reliably.

Intangible assets are stated at cost of acquisition net of recoverable taxes, trade discounts and rebates less accumulated amortisation/depletion and impairment loss, if any. Such cost includes purchase price, borrowing costs and any other cost directly attributable to bringing the asset to its working condition for the intended use.

Expenditure incurred which are eligible for capitalizations under intangible assets are carried as intangible assets under development till they are ready for their intended use.

### 2.2 Subsequent Measurement

Subsequent costs are included in the asset's carrying amount or recognised as a separate asset, as appropriate, only when it is probable that future economic benefits associated with the item will flow to the entity and the cost can be measured reliably.

### 2.3 Amortization

Intangible assets having definite life are amortized on straight line method over their useful lives. If life of any intangible asset is indefinite then it is not amortized and tested for impairment at each reporting date. If the expected useful life of the asset is significantly different from previous estimates, the amortization period is changed accordingly.

### 2.4 Derecognition

An intangible asset is derecognized when no future economic benefits are expected from their use or upon their disposal. Gains and losses on disposal of an item of intangible assets are determined by comparing the proceeds from disposal with the carrying amount of intangible assets and are recognized in the statement of profit and loss.

## 3 Revenue Recognition-

### 3.1 Interest Income

Interest income, for all financial instruments measured either at amortised cost or at fair value through other comprehensive income, is recorded using the effective interest rate (EIR).

The EIR is the rate that exactly discounts the estimated future cash payments or receipts over the expected life of the financial instrument or a shorter year, where appropriate, to the gross carrying amount of the financial asset. The calculation of the effective interest rate takes into account all contractual terms of the financial instrument (for example, prepayment options) and includes transaction costs and fees that are an integral part of the contract but not future credit losses. Transaction costs include incremental costs that are directly attributable to the acquisition of financial asset.

If expectations regarding the cash flows on the financial asset are revised for reasons other than credit risk, the adjustment is recorded as a positive or negative adjustment to the carrying amount of the asset in the balance sheet with an increase or reduction in interest income. The adjustment is subsequently amortised



through Interest income in the Statement of profit and loss.

The Company calculates interest income by applying the EIR to the gross carrying amount of financial assets, other than credit-impaired assets under stage 3. When a financial asset becomes credit-impaired and is, therefore, regarded as 'Stage 3,' the Company recognises interest income on the gross carrying amount (i.e. carrying amount net off loss allowance)

### 3.2 Income from Direct Assignment transactions

Income from direct assignment transactions includes the following-

The difference between the carrying amount of the asset (or the carrying amount allocated to the portion of the assets derecognised) and the consideration received (including any new asset obtained and any new liability assumed).

Gain arising out of direct assignment transactions which comprise the difference between the interest on the loan portfolio and the applicable rate at which the direct assignment has been entered into with the assignee, also known as the right of Excess Interest Spread (EIS). The future EIS basis the scheduled cash flows, on the execution of the transaction, discounted at the applicable rate entered into with the assignee is recorded upfront in the profit and loss.

### 3.3 Fees and Commission Income

Revenue (other than those to which Ind AS 109 applies) is measured at the fair value of consideration received or receivable.

Income from other financial charges are recognized on accrual basis, except in case of File Cancellation Charges, Collection Charges, Pre-Closure Charges ,late payment interest which are accounted as and when received due to significant uncertainties involved.

The new revenue recognition model prescribed by Ind AS 115 consists of below five steps:

- a Identify the contract(s) with a customer: A contract is an agreement between the two or more parties that creates enforceable right and legal obligations set out the criteria for every contract that must be met. A contract can be either oral or written.

However, oral contracts are more challenging to enforce and should be avoided, if possible.

- b Identify the separate performance obligations in the contract: Performance obligations are promises in a contract to transfer to a customer goods or services that are distinct.
- c Determine the transaction price :The transaction price is the amount of consideration to which an entity expects to be entitled in exchange for transferring promised goods or services to a customer. If the consideration promised in a contract includes a variable amount, an entity must estimate the amount of consideration to which it expects to be entitled in exchange for transferring the promised goods or services to a customer.
- d Allocate the transaction price to each performance obligation on the basis of the relative stand-alone selling prices of each distinct good or service promised in the contract.
- e Recognize revenue when (or as) each performance obligation is satisfied by transferring a promised good or service to a customer (which is when the customer obtains control of that good or service). A performance obligation may be satisfied at a point in time (typically for promises to transfer goods to a customer) or over time (typically for promises to transfer services to a customer)

For a performance obligation satisfied over time, an entity would select an appropriate measure of progress to determine how much revenue should be recognised as the performance obligation is satisfied.

### 4 Non-current assets (or disposal groups) classified as held for sale:

Assets classified as held for sale are stated at the lower of carrying amount and fair value less costs to sell.

An Asset is classified as "Asset held for sale" when the asset is available for immediate sale and its sale is highly probable. Such assets or group of assets are presented separately in the Balance Sheet, in the line "Assets held for sale". Once classified as held for sale, intangible assets and PPE are no longer amortized or depreciated.

### 5 Impairment of Non-Financial Assets:

At the end of each reporting period, the Company reviews the carrying amounts of non-financial assets other than deferred tax assets to determine whether there is any indication that those assets have suffered an impairment loss. If any such indication exists, the



recoverable amount of the asset is estimated in order to determine the extent of the impairment loss (if any).

Intangible assets with indefinite useful lives and intangible assets not yet available for use are tested for impairment at least annually and whenever there is an indication that the asset may be impaired.

Recoverable amount is the higher of fair value less costs of disposal and value in use. In assessing value in use, the estimated future cash flows are discounted to their present value using a pre-tax discount rate that reflects current market assessments of the time value of money and the risks specific to the asset for which the estimates of future cash flows have not been adjusted.

If the recoverable amount of an asset (or cash-generating unit) is estimated to be less than its carrying amount, the carrying amount of the asset (or cash-generating unit) is reduced to its recoverable amount. An impairment loss is recognised immediately in Statement of Profit and Loss.

When an impairment loss subsequently reverses, the carrying amount of the asset (or a cash-generating unit) is increased to the revised estimate of its recoverable amount, but so that the increased carrying amount does not exceed the carrying amount that would have been determined had no impairment loss been recognised for the asset (or cash-generating unit) in prior years. A reversal of an impairment loss is recognised immediately in the Statement of Profit and Loss.

## 6 Borrowing Costs:

General and specific borrowing costs that are attributable to the acquisition or construction of a qualifying asset are capitalised as part of the cost of such asset till such time the asset is ready for its intended use and borrowing costs are being incurred. A qualifying asset is an asset that necessarily takes a substantial period of time to get ready for its intended use. The Company considers a period of twelve months or more as a substantial period of time. All other borrowing costs are recognised as an expense in the period in which they are incurred.

Borrowing costs consist of (a) interest expense calculated using the effective interest method as described in Ind AS 109 - 'Financial Instruments' (b) finance charges in respect of leases recognized in

accordance with Ind AS 116 - 'Leases' and (c) exchange differences arising from foreign currency borrowings to the extent that they are regarded as an adjustment to interest costs.

Investment income earned on the temporary investment of specific borrowings pending their expenditure on qualifying assets is deducted from the borrowing costs eligible for capitalisation.

## 7 Provisions, Contingent Liabilities and Contingent Assets:

### 7.1 Provisions

Provisions are recognized when the Company has a present obligation (legal or constructive) as a result of a past event and it is probable that an outflow of resources, that can be reliably estimated, will be required to settle such an obligation.

If the effect of the time value of money is material, provisions are determined by discounting the expected future cash flows to net present value using an appropriate pre-tax discount rate that reflects current market assessments of the time value of money and, where appropriate, the risks specific to the liability. Unwinding of the discount is recognized in the Statement of Profit and Loss as a finance cost.

When some or all of the economic benefits required to settle a provision are expected to be recovered from a third party, the receivable is recognized as an asset if it is virtually certain that reimbursement will be received and the amount of the receivable can be measured reliably. The expenses relating to a provision is presented in the statement of profit and loss net of any reimbursement.

Provisions are reviewed at the end of each reporting period and are adjusted to reflect the current best estimate. If it is no longer probable that an outflow of resources will be required to settle the obligation, the provision is reversed.

### 7.2 Contingent Liabilities

A present obligation that arises from past events where it is either not probable that an outflow of resources will be required to settle or a reliable estimate of the amount cannot be made, is disclosed as a contingent liability. Contingent liabilities are also disclosed when there is a possible obligation arising from past events, the existence of which will be confirmed only by the





occurrence or non-occurrence of one or more uncertain future events not wholly within the control of the Company. Claims against the Company where the possibility of any outflow of resources in settlement is remote, are not disclosed as contingent liabilities.

Contingent liabilities are reviewed at each balance sheet date.

### 7.3 Contingent Assets

Contingent assets are not recognised in financial statements since this may result in the recognition of income that may never be realised. A contingent asset is disclosed, as required by Ind AS 37, where an inflow of economic benefits is probable

## 8 Leases:

### 8.1 (i) The Company as lessee

The Company's lease asset classes primarily consist of leases for land and buildings. The Company assesses whether a contract contains a lease, at inception of a contract. A contract is, or contains, a lease if the contract conveys the right to control the use of an identified asset for a period of time in exchange for consideration. To assess whether a contract conveys the right to control the use of an identified asset, the Company assesses whether:

- (a) The contract involves the use of an identified asset
- (b) The Company has substantially all of the economic benefits from use of the asset through the period of the lease and
- (c) The Company has the right to direct the use of the asset.

### (ii) Measurement and recognition

At the date of commencement of the lease, the Company recognizes a right-of-use (ROU) asset and a corresponding lease liability for all lease arrangements in which it is a lessee, except for leases with a term of 12 months or less (short-term leases) and low value leases. For these short-term and low-value leases, the Company recognizes the lease payments as an operating expense on a straight-line basis over the term of the lease. Certain lease arrangements include the options to extend or terminate the lease before the end of the lease term. ROU assets and lease liabilities include these options when it is reasonably certain that they will be exercised.

The ROU assets are initially recognized at cost, which comprises the initial amount of the lease liability

adjusted for any lease payments made at or prior to the commencement date of the lease plus any initial direct costs less any lease incentives. They are subsequently measured at cost less accumulated depreciation and impairment losses.

The Company depreciates the right-of-use assets on a straight-line basis from the lease commencement date to the earlier of the end of the useful life of the right-of-use asset or the end of the lease term. ROU assets are evaluated for recoverability whenever events or changes in circumstances indicate that their carrying amounts may not be recoverable.

At the commencement date, the Company measures the lease liability at the present value of the lease payments unpaid at that date, discounted using the interest rate implicit in the lease if that rate is readily available or the Company's incremental borrowing rate. Subsequent to initial measurement, the liability will be reduced for payments made and increased for interest. It is remeasured to reflect any reassessment or modification, or if there are changes in in-substance fixed payments.

Lease liabilities are remeasured with a corresponding adjustment to the related ROU asset if the Company changes its assessment of whether it will exercise an extension or a termination option. When the lease liability is remeasured, the corresponding adjustment is reflected in the right-of-use asset, or profit and loss if the right-of-use asset is already reduced to zero

Lease liability and ROU assets have been separately presented in the Balance Sheet and lease payments have been classified as financing cash flows. The Company has given impact analysis of Lease on financial results in note no 35 "Transition to Ind AS 116 on Lease"

### 8.2 The Company as a lessor:

Leases for which the Company is a lessor is classified as a finance or operating lease. Whenever the terms of the lease transfer substantially all the risks and rewards of ownership to the lessee, the contract is classified as a finance lease. All other leases are classified as operating leases.

Lease payments from operating leases are recognized as income on either a straight-line basis or another systematic basis if that basis is more representative of





the pattern in which benefit from the use of the underlying asset is diminished. In case of a finance lease, finance income is recognised over the lease term based on a pattern reflecting a constant periodic rate of return on the lessor's net investment in the lease.

### **9 Segment Reporting: Identification of Segments:**

An operating segment is a component of the Company that engages in business activities from which it may earn revenues and incur expenses, whose operating results are regularly reviewed by the company's Chief Operating Decision Maker ("CODM") to make decisions for which discrete financial information is available. Based on the management approach as defined in Ind AS 108, the CODM evaluates the Company's performance and allocates resources based on an analysis of various performance indicators by business segments and geographic segments.

### **10 Employee benefits:**

#### **10.1 Short Term Benefits**

Short term employee benefits that are expected to be settled wholly within 12 months after the end of the period in which the employees render the related service are recognised as an expense at the undiscounted amount in the statement of profit and loss of the year in which the related service is rendered.

#### **10.2 Post-Employment benefits**

Employee benefit that are payable after the completion of employment are Post-Employment Benefit (other than termination benefit). These are of two types:

##### **(i) Defined contribution plans**

Defined contribution plans are those plans in which an entity pays fixed contribution into separate entities and will have no legal or constructive obligation to pay further amounts. Provident Fund and Employee State Insurance are Defined Contribution Plans in which company pays a fixed contribution and will have no further obligation. Payments to defined contribution plans are recognised as an expense when employees have rendered service entitling them to the contributions.

##### **(ii) Defined benefit plans :**

A defined benefit plan is a post-employment benefit plan other than a defined contribution plan. The Company's Gratuity Scheme is considered as a Defined benefit plan.

The liability or asset recognized in the Balance Sheet in respect of defined benefit plans is the present value of the defined benefit obligation at the end of the reporting period less the fair value of plan assets. The Company's net obligation in respect of defined benefit plans is calculated separately for each plan by estimating the amount of future benefit that employees have earned in the current and prior periods. The defined benefit obligation is determined annually on the basis of Actuarial Valuation using the projected unit credit method. The company does not have any fund for payment of gratuity.

The present value of the defined benefit plan liability is calculated using a discount rate which is determined by reference to market yields at the end of the reporting period on government bonds.

Past service cost is recognised in the Statement of Profit and Loss in the period of a plan amendment. Net interest is calculated by applying the discount rate at the beginning of the period to the net defined benefit liability or asset.

The Company recognises the following changes in the net defined benefit obligation as an expense in the statement of profit and loss:

Service costs comprising current service costs, past-service costs, gains and losses on curtailments and non-routine settlements; and Net interest expense or income.

Remeasurements of the net defined benefit obligation, which comprise actuarial gains and losses, the return on plan assets (excluding interest) and the effect of the asset ceiling, are recognized in other comprehensive income. Remeasurement recognized in other comprehensive income is reflected immediately in retained earnings and will not be reclassified to the statement of profit and loss.

The defined benefit obligation recognised in the Balance Sheet represents the actual deficit or surplus in the Company's defined benefit plans. Any surplus resulting from this calculation is limited to the present value of any economic benefits available in the form of refunds from the plans or reductions in future contributions to the plans.



### 10.3 Termination Benefits

A liability for a termination benefit is recognised at the earlier of when the entity can no longer withdraw the offer of the termination benefit and when the entity recognises any related restructuring costs.

## 11 Income Taxes

Income tax expense comprises current tax and deferred tax.

### 11.1 Current Income Tax

Current income-tax is measured at the amount expected to be paid to the tax authorities in accordance with the Income tax Act, 1961 enacted in India and tax laws prevailing in the respective tax jurisdictions where the Company operates. The tax rates and tax laws used to compute the amount are those that are enacted or substantively enacted and as applicable at the reporting date and any adjustment to tax payable in respect of previous years. Current tax expense is recognized in the profit or loss except to the extent that it relates to items recognized directly in Other Comprehensive Income (OCI) or Equity, in which case it is recognized in OCI or Equity.

Management periodically evaluates positions taken in the tax returns with respect to situations in which applicable tax regulations are subject to interpretation and establishes provisions where appropriate.

Current tax assets and current tax liabilities are offset when there is a legally enforceable right to set off the recognised amounts and there is an intention to settle the asset and the liability on a net basis.

### 11.2 (i) Deferred Tax

Deferred tax is recognised on all temporary differences at the reporting date between the tax bases of assets and liabilities used in the computation of taxable profit and their carrying amounts for financial reporting purposes, and are accounted for using the balance sheet approach.

Deferred tax assets and liabilities are measured at the tax rates that are expected to be applied to temporary differences when they reverse, based on the laws that have been enacted or substantively enacted by the reporting date. Deferred tax assets and liabilities are offset if there is a legally enforceable right to offset current tax liabilities and assets and they relate to income taxes levied by the same tax authority on the

same taxable entity or on different tax entities but they intend to settle current tax liabilities and assets on a net basis or their tax assets and liabilities will be realized simultaneously.

Deferred tax is recognized in profit or loss except to the extent that it relates to items recognized directly in OCI or Equity, in which case it is recognized in OCI or Equity.

Deferred tax liabilities are recognized for all taxable timing differences. Deferred tax assets are recognized for deductible timing differences only to the extent that there is reasonable certainty that sufficient future taxable income will be available against which such deferred tax assets can be realized.

The carrying amount of deferred tax assets are reviewed at each reporting date. The Company writes-down the carrying amount of deferred tax asset to the extent that it is no longer reasonably certain, that sufficient future taxable income will be available against which deferred tax asset can be realized. Any such write-down is reversed to the extent that it becomes reasonably certain, as the case may be, that sufficient future taxable income will be available

### (ii) Minimum Alternate Tax (MAT)

Company has moved to new tax regime, where MAT provisions are not applicable. Hence no adjustment pertaining to MAT was required

## 12 Material prior period errors :

Material prior period errors are corrected retrospectively by restating the comparative amounts for the prior periods presented in which the error occurred. If the error occurred before the earliest period presented, the opening balances of assets, liabilities and equity for the earliest period presented, are restated.

## 13 Earnings per Share :

Basic earnings per share are calculated by dividing the net profit or loss for the period attributable to equity shareholders by the weighted average number of equity shares outstanding during the period.

Diluted earnings per share are computed by dividing the profit after tax as adjusted for dividend, interest and other charges to expense or income (net of any attributable taxes) relating to the dilutive potential equity shares, by the weighted average number of equity shares considered for deriving basic earnings per



share and the weighted average number of equity shares which could have been issued on conversion of all dilutive potential equity shares.

#### 14 Financial Instruments

A financial instrument is any contract that gives rise to a financial asset of one entity and a financial liability or equity instrument of another entity.

##### 14.1 Initial Recognition and Measurement

Financial assets and financial liabilities are initially measured at fair value. Transaction costs and revenues that are directly attributable to the acquisition or issue of financial assets and financial liabilities (other than financial assets and financial liabilities measured at FVTPL) are added to or deducted from the fair value of the financial assets or financial liabilities, as appropriate, on initial recognition. Transaction costs and revenues directly attributable to the acquisition of financial assets or financial liabilities measured at FVTPL are recognised immediately in the statement of profit and loss.

If the transaction price differs from fair value at initial recognition, the Corporation will account for such difference as follows:

- If fair value is evidenced by a quoted price in an active market for an identical asset or liability or based on a valuation technique that uses only data from observable markets, then the difference is recognised in the statement of profit and loss on initial recognition;
- In all other cases, the fair value will be adjusted to bring it in line with the transaction price.

After initial recognition, the deferred gain or loss will be recognised in the statement of profit and loss on a rational basis, only to the extent that it arises from a change in a factor (including time) that market participants would take into account when pricing the asset or liability.

The Company recognises a financial asset and Financial Liabilities when it becomes party to the contractual provisions of the instrument. Financial assets, with the exception of loans and advances to customers, are initially recognised on the transaction date, i.e., the date that the Company becomes a party to the contractual provisions of the instrument. Loans and advances to customers are recognised when funds are disbursed.

The Company's financial assets include trade receivables, cash and cash equivalents, other bank balances, fixed deposits with banks, loans and advances, other financial assets and investments.

The Company's financial liabilities include loans and borrowings including bank overdrafts and trade & other payables.

##### 14.2 Financial assets

###### (i) Subsequent measurement of financial assets

The Company classifies financial assets as subsequently measured at amortised cost, Fair Value through Other Comprehensive Income ("FVOCI") or Fair Value through Profit or Loss ("FVTPL") on the basis of following:

- (i) The entity's business model for managing the financial assets and
- (ii) The contractual cash flow characteristics of the financial asset.

###### a Financial Assets at Amortised Cost

A financial asset is measured at the amortised cost if both the following conditions are met:

- (a) It is held within a business model whose objective is to hold assets for collecting contractual cash flows, and
- (b) Contractual terms of the asset give rise on specified dates to cash flows that are solely payments of principal and interest (SPPI) on the principal amount outstanding.

After initial measurement, such financial assets are subsequently measured at amortised cost using the effective interest rate (EIR) method.

The effective interest rate is the rate that exactly discounts estimated future cash receipts (including all fees and points paid or received that form an integral part of the effective interest rate, transaction costs and other premiums or discounts) through the expected life of the debt instrument, or, where appropriate, a shorter period, to the net carrying amount on initial recognition.

In case of financial assets classified and measured at amortised cost, any interest income, foreign exchange gains or losses and impairment are recognised in the Statement of Profit and Loss.

###### b Financial Assets at fair value through other comprehensive income (FVTOCI)

A debt instrument is classified as at the FVTOCI if both of the following criteria are met:



- (a) The objective of the business model is achieved both by collecting contractual cash flows and selling the financial assets, and
- (b) Contractual terms of the asset give rise on specified dates to cash flows that are solely payments of principal and interest (SPPI) on the principal amount outstanding.

Debt instruments included within the FVTOCI category are measured initially as well as at each reporting date at fair value. Fair value movements are recognised in the other comprehensive income (OCI). However, the Company recognises interest income, impairment losses and reversals and foreign exchange gain or loss in the statement of profit and loss. On derecognition of the asset, cumulative gain or loss previously recognised in OCI is reclassified from equity to the statement of profit and loss. Interest earned while holding FVTOCI debt instrument is reported as interest income using the EIR method.

For equity instruments not held for trading, the Company has an irrevocable option to designate them as FVTOCI. The Company has not designated investments in any equity instruments as FVTOCI.

### **c Financial Assets at fair value through the statement of profit and loss (FVTPL)**

Any financial asset which is not classified in any of the above categories is subsequently measured at FVTPL.

For financial assets at FVTPL, net gains or losses, including any interest or dividend income, are recognised in the Statement of Profit and Loss.

#### **(ii) Modification of financial assets**

A modification of a financial asset occurs when the contractual terms governing the cash flows of a financial asset are renegotiated or otherwise modified between the initial recognition and maturity of the financial asset. In accordance with the Company's policy, a modification results in derecognition when it gives rise to substantially different terms.

When the contractual cash flows of a financial asset are renegotiated or otherwise modified and the renegotiation or modification does not result in the derecognition of that financial asset, the entity recalculate the gross carrying amount of the financial asset and recognise a modification gain or loss in profit or loss. The gross carrying amount of the financial asset

is recalculated as the present value of the renegotiated or modified contractual cash flows that are discounted at the financial asset's original effective interest rate. Any costs or fees incurred adjust the carrying amount of the modified financial asset and are amortised over the remaining term of the modified financial asset.

#### **(iii) Derecognition of financial assets**

A financial asset (or, where applicable, a part of a financial asset or part of a Company of similar financial assets) is de-recognised when the rights to receive cash flows from the financial asset have expired. The Company also de-recognised the financial asset if it has transferred the financial asset and the transfer qualifies for de recognition. The Company has transferred the financial asset if, and only if, either:

- It has transferred its contractual rights to receive cash flows from the financial asset or
- It retains the rights to the cash flows, but has assumed an obligation to pay the received cash flows in full without material delay to a third party under a 'pass-through' arrangement.

Pass-through arrangements are transactions whereby the Company retains the contractual rights to receive the cash flows of a financial asset (the 'original asset'), but assumes a contractual obligation to pay those cash flows to one or more entities ('eventual recipients'), when all of the following three conditions are met:• The Company has no obligation to pay amounts to the eventual recipients unless it has collected equivalent amounts from the original asset excluding short-term advances with the right to full recovery of the amount lent plus accrued interstate market rates.• The Company cannot sell or pledge the original asset other than as security to the eventual recipients.• The Company has to remit any cash flows it collects on behalf of the eventual recipients without material delay. In addition, the Company is not entitled to reinvest such cash flows, except for investments in cash or cash equivalents including interest earned, during the year between the collection date and the date of required remittance to the event A transfer only qualifies for derecognition if either:• The Company has transferred substantially all the risks and rewards of the asset or• The Company has neither transferred nor retained substantially all the risks and rewards of the asset, but has transferred control of the asset. The Company considers control to be transferred if and only if, the transferee has the practical ability to sell the asset





in its entirety to an unrelated third party and is able to exercise that ability unilaterally and without imposing additional restrictions on the transfer.

When the Company has neither transferred nor retained substantially all the risks and rewards and has retained control of the asset, the asset continues to be recognised only to the extent of the Company's continuing involvement, in which case, the Company also recognises an associated liability. The transferred asset and the associated liability are measured on a basis that reflects the rights and obligations that the Company has retained.

Continuing involvement that takes the form of a guarantee over the transferred asset is measured at the lower of the original carrying amount of the asset and the maximum amount of consideration the Company could be required to pay.

If continuing involvement takes the form of a written or purchased option (or both) on the transferred asset, the continuing involvement is measured at the value the Company would be required to pay upon repurchase. In the case of a written put option on an asset that is measured at fair value, the extent of the entity's continuing involvement is limited to the lower of the fair value of the transferred asset and the option exercise price.

On derecognition of a financial asset in its entirety, the difference between the asset's carrying amount and the sum of the consideration received and receivable and the cumulative gain/loss that had been recognised in OCI and accumulated in equity is recognised in the statement of profit and loss, with the exception of equity investment designated as measured at FVOCI, where the cumulative gain/loss previously recognised in OCI is not subsequently reclassified to the statement of profit and loss.

On derecognition of a financial asset other than in its entirety (e.g. when the Corporation retains an option to repurchase part of a transferred asset), the Corporation allocates the previous carrying amount of the financial asset between the part it continues to recognise under continuing involvement, and the part it no longer recognises on the basis of the relative fair values of those parts on the date of the transfer. The difference between the carrying amount allocated to the part that is no longer recognised and the sum of the

consideration received for the part no longer recognised and any cumulative gain/loss allocated to it that had been recognised in OCI is recognised in the statement of profit and loss. A cumulative gain/loss that had been recognised in OCI is allocated between the part that continues to be recognised and the part that is no longer recognised on the basis of the relative fair values of those parts. This does not apply for equity investments designated as measured at FVOCI, as the cumulative gain/loss previously recognised in OCI is not subsequently reclassified to the statement of profit and loss.

### 14.3 Impairment of financial assets

The Company recognises loss allowances for Expected Credit Losses on the following financial instruments that are not measured at FVTPL:- Loans and advances to customers; - Other financial assets; and- Loan commitments. Equity instruments are measured at fair value and not subject to an impairment loss.

ECL is required to be measured through a loss allowance at an amount equal to:

- 12-month ECL, i.e. loss allowance on default events on the financial instrument that are possible within 12 months after the reporting date, (referred to as Stage 1); or
- Lifetime ECL, i.e. lifetime ECL that results from all possible default events over the life of the financial instrument, (referred to as Stage 2 and Stage 3).

The Company presents the ECL charge or reversal (where the net amount is a negative balance for a particular period) in the Statement of Profit and Loss as "Impairment on financial instruments".

The impairment requirements for the recognition and measurement of ECL are equally applied to loan asset at FVOCI except that ECL is recognised in Other Comprehensive Income and is not reduced from the carrying amount in the Balance Sheet.

A loss allowance for lifetime ECL is required for a financial instrument if the credit risk on that financial instrument has increased significantly since initial recognition. For all other financial instruments, ECL is measured at an amount equal to the 12-month ECL.

The Corporation has established a policy to perform an assessment at the end of each reporting period whether a financial instrument's credit risk has





increased significantly since initial recognition by considering the change in the risk of default occurring over the remaining life of the financial instruments.

When making the assessment of whether there has been a SICR since initial recognition, the Company considers reasonable and supportable information, that is available without undue cost or effort. If the Company measured loss allowance as lifetime ECL in the previous period, but determines in a subsequent period that there has been no SICR since initial recognition due to improvement in credit quality, the Company again measures the loss allowance based on 12-month ECL.

ECL is measured on individual basis for credit impaired loan assets, and on other loan assets it is generally measured on collective basis using homogenous groups.

#### 14.3.1 Staging of Loans

Ind-AS 109 outlines a three staged model for measurement of impairment based on changes in credit risk since initial recognition. For classification of its borrowers into various stages, the Company uses the following basis: Stage 1 When loans are first recognised, the Corporation recognises an allowance based on 12 months ECL. The company classifies all standard advances and advances upto 30 days default under this category. Stage 1 loans also include facilities where the credit risk has improved and the loan has been reclassified from Stage 2 to Stage 1. Stage 2 When a loan has shown a significant increase in credit risk since origination, the Corporation records an allowance for the life time expected credit losses. 30 Days Past Due is considered as significant increase in credit risk. Stage 2 loans also include facilities, where the credit risk has improved and the loan has been reclassified from Stage 3 to Stage 2. Stage 3 When loans are considered credit-impaired, the Corporation records an allowance for the life time expected credit losses. For exposures that have become credit impaired, a lifetime ECL is recognised and interest revenue is calculated by applying the effective interest rate to the amortised cost (net of provision) rather than the gross carrying amount. 90 Days Past Due is considered as default for classifying a financial instrument as credit impaired. If an event (for eg. any natural calamity) warrants a provision higher than as mandated under ECL methodology, the Company may classify the financial asset in Stage 3 accordingly.

#### 14.3.2 Definition of default

The Company considers a financial instrument defaulted and therefore Stage 3 (credit-impaired) for ECL calculations in 'all cases when the borrower becomes 90 days past due on its contractual payments.

As a part of a qualitative assessment of whether a customer is in default, the Company also considers a variety of instances that may indicate unlikeliness to pay. When such events occur, the Company carefully considers whether the event should result in treating the customer as defaulted and therefore assessed as Stage 3 for ECL calculations or whether Stage 2 is appropriate. Such events include:

- The borrower requesting emergency funding from the Company.
- A material decrease in the underlying collateral value where the recovery of the loan is expected from the sale of the collateral.
- A covenant breach not waived by the Company.
- The debtor (or any legal entity within the debtor's Company) filing for bankruptcy application/protection.

All the facilities of a borrower are treated as Stage 3 when one of his facility becomes 90 days past due i.e. credit impaired.

#### 14.3.3 Determination of Expected Credit Loss ("ECL")

At each reporting date, the company assesses whether financial assets carried at amortised cost and debt financial assets carried at FVOCI are credit-impaired. A financial asset is 'credit-impaired' when one or more events that have a detrimental impact on the estimated future cash flows of the financial asset have occurred.

Evidence that a financial asset is credit-impaired includes the following observable data:

- a) Significant financial difficulty of the borrower or issuer;
- b) A breach of contract such as a default or past due event;
- c) The restructuring of a loan or advance by the company on terms that the company would not consider otherwise;
- d) It is becoming probable that the borrower will enter bankruptcy or other financial reorganisation; or
- e) The disappearance of an active market for a security because of financial difficulties.



#### 14.3.4 The mechanics of ECL:

The Company calculates ECLs based on probability-weighted scenarios to measure the expected cash shortfalls, discounted at an approximation to the EIR. A cash shortfall is the difference between the cash flows that are due to the Company in accordance with the contract and the cash flows that the Company expects to receive. ECL is the product of Probability of default (PD), Loss Given Default (LGD) and Exposure at Default (EAD). The brief methodology of computation of ECL is as follows:

##### (1) Probability of default (PD)

The Probability of Default is an estimate of the likelihood of default over a given time horizon. A default may only happen at a certain time over the assessed period, if the facility has not been previously derecognised and is still in the portfolio.

PD estimation process is done based on historical internal data available with the Company. While arriving at the PD, the Company also ensures that the factors that affects the macro economic trends are considered to a reasonable extent, wherever necessary.

For Stage I accounts, 12 months PD is used.

For Stage II significantly increased credit risk accounts, Lifetime PD is used which is computed based on survival analysis.

For Stage III credit impaired accounts, 100% PD is taken.

##### (2) Loss Given Default (LGD)

The Loss Given Default is an estimate of the loss arising in the case where a default occurs at a given time. It is based on the difference between the contractual cash flows due and those that the Company would expect to receive, including from the realisation of any collateral. It is usually expressed as a percentage of the EAD. LGD is the loss factor which the Company may experience in case the default occurs.

##### (3) Exposure at Default (EAD)

The Exposure at Default is an estimate of the exposure at a future default date. It is outstanding exposure on which ECL is computed. EAD includes principal outstanding and accrued interest in respect of the loan.

To calculate the EAD for a Stage 1 loan, the Company assesses the possible default events within 12 months for the calculation of the 12 months ECL.

For Stage 2 and Stage 3 financial assets, the exposure at default is considered for events over the lifetime of the instruments.

In case of undrawn loan commitments, a credit conversion factor of 100% is applied for expected drawdown

#### 14.3.5 Significant increase in credit risk

The Company continuously monitors all assets subject to ECLs. In order to determine whether an instrument or a portfolio of instruments is subject to 12mECL or LTECL, the Company assesses whether there has been a significant increase in credit risk since initial recognition. The Company considers an exposure to have significantly increased in credit risk when contractual payments are more than 30 days past due.

#### 14.3.6 Forward looking information

While estimating the expected credit losses, the Company reviews macro-economic developments occurring in the economy and market it operates in. On a periodic basis, the Company analyses if there is any relationship between key economic trends like GDP, Consumer Price Index, Unemployment rates, inflation etc. with the estimate of PD, LGD determined by the Company based on its internal data. While the internal estimates of PD, LGD rates by the Company may not be always reflective of such relationships, temporary overlays are embedded in the methodology to reflect such macro-economic trends reasonably

#### 14.3.7 Collateral repossessed

Based on operational requirements, the Company's policy is to determine whether a repossessed asset can be best used for its internal operations or should be sold. Assets determined to be useful for the internal operations are transferred to their relevant asset category for capitalisation at their fair market value. The Company generally does not use the assets repossessed for the internal operations. These repossessed assets which are intended to be realised by way of sale are considered equivalent to Stage 3 assets and the ECL allowance is determined based on the estimated net realisable value of the repossessed asset. The Company resorts to regular repossession of collateral provided against vehicle loans



#### 14.4 Write-offs

Financial assets are written off in their entirety only when the Company has no reasonable expectation of recovery. If the amount to be written off is greater than the accumulated loss allowance, the difference recorded as an expense in the period of write off. Any subsequent recoveries are credited to impairment on financial instrument on statement of profit and loss

#### 14.5 Classification as debt or equity

Debt and equity instruments issued by the Company are classified as either financial liabilities or as equity in accordance with the substance of the contractual arrangements and the definitions of a financial liability and an equity instrument.

#### 14.6 Equity instruments

An equity instrument is any contract that evidences a residual interest in the assets of an entity after deducting all of its liabilities. Equity instruments issued by the company are recognised at the proceeds received, net of direct issue costs.

#### 14.7 Financial liabilities

##### (i) Initial recognition and measurement

The Company recognises a financial liability in its balance sheet when it becomes party to the contractual provisions of the instrument. Financial liabilities are classified and measured at amortised cost or FVTPL. A financial liability is classified as at FVTPL if it is classified as held-for trading or it is designated as on initial recognition. All financial liabilities are recognised initially at fair value and, in the case of loans and borrowings and payables, net of directly attributable transaction costs. Other financial liabilities are subsequently measured at amortised cost using the effective interest method. Interest expense are recognised in Statement of profit and loss. Any gain or loss on derecognition is also recognised in Statement of profit and loss.

All financial liabilities are recognised initially at fair value and, in the case of loans and borrowings and payables, net of directly attributable transaction costs.

The financial liabilities include trade and other payables, loans and borrowings including bank overdrafts.

##### (ii) Subsequent measurement of financial liabilities:

Financial liabilities are classified, at initial recognition, as financial liabilities at fair value through profit or loss or at amortised cost as appropriate.

#### Financial liabilities at Amortised Cost :

Financial liabilities that are not held-for-trading and are not designated as at FVTPL are measured at amortised cost at the end of subsequent reporting periods. The carrying amounts of financial liabilities that are subsequently measured at amortised cost are determined based on the effective interest rate method.

##### (iii) Derecognition of financial liabilities

A financial liability is derecognised when the obligation under the liability is discharged or cancelled or expired. When an existing financial liability is replaced by another from the same lender on substantially different terms, or the terms of an existing liability are substantially modified, such an exchange or modification is treated as the derecognition of the original liability and the recognition of a new liability. The difference in the respective carrying amounts is recognised in the statement of profit and loss.

#### 14.8 Offsetting of financial instruments

Financial assets and financial liabilities are offset and the net amount is reported in the balance sheet if there is a currently enforceable legal right to offset the recognised amounts and there is an intention to settle on a net basis, to realise the assets and settle the liabilities simultaneously.

#### 15 Fair value Measurement

The Company measures some of its financial instruments at fair value at each balance sheet date.

Fair value is the price that would be received to sell an asset or paid to transfer a liability in an orderly transaction between market participation at the measurement date. The fair value measurement assumes that transaction to sell the asset or transfer the liability takes place either:

- (a) In the principal market for the assets or liability, or
- (b) In the absence of a principal market, in the most advantageous market for the assets or liability.

The fair value of an asset or a liability is measured using the assumptions that market participants would use when pricing the asset or liability, assuming that market participants act in their economic best interest. A fair value measurement of a non-financial asset takes into account a market participant's ability to generate economic benefits by using the asset in its highest and best use or by selling it to another market participant that would use the asset in its highest and best use. The



Company uses valuation techniques that are appropriate in the circumstances and for which sufficient data are available to measure fair value, maximising the use of relevant observable inputs and minimising the use of unobservable inputs.

All assets and liabilities for which fair value is measured or disclosed in the financial statements are categorised within the fair value hierarchy, described as follows, based on the lowest level input that is significant to the fair value measurement as a whole:

- I. Level 1 — Quoted (unadjusted) market prices in active markets for identical assets or liabilities.
- II. Level 2 — Valuation techniques for which the lowest level input that is significant to the fair value measurement is directly or indirectly observable.
- III. Level 3 — Valuation techniques for which the lowest level input that is significant to the fair value measurement is unobservable.

For assets and liabilities that are recognised in the financial statements on a recurring basis, the Company determines whether transfers have occurred between levels in the hierarchy by re-assessing categorisation (based on the lowest level input that is significant to the fair value measurement as a whole) at the end of each reporting year.

#### **16 Cash and cash equivalents:**

Cash and cash equivalents in the Balance Sheet comprise cash at bank and in hand and short-term deposits with banks that are readily convertible into cash which are subject to insignificant risk of changes in value and are held for the purpose of meeting short-term cash commitments and short term investments with original maturity of less than three month.

#### **D Significant estimates and assumptions**

The preparation of company's financial statements requires management to make judgements, estimates and assumptions that affect the reported amounts of revenues, expenses, assets and liabilities, and the accompanying disclosures, and the disclosures of contingent liabilities. Although these estimates are based upon management's best knowledge of current events and action, actual results could differ from these estimates. These estimates are reviewed regularly and any change in estimates are adjusted prospectively.

In the process of applying the Company's accounting policies, management has made the following

estimates, assumptions and judgements, which have significant effect on the amounts recognized in the financial statements:

#### **(i) Business Model Assessment**

The Company determines its Business Model at the level that best reflects how it manages groups of financial assets to achieve its business objectives. The company considers the frequency, volume and timing of disbursements in prior years, the reason for such disbursement, and its expectations about future business activities. However, information about business activity is not considered in isolation, but as part of an holistic assessment of how company's stated objective for managing the financial assets is achieved and how cash flow are realized. Therefore the company considers information about past disbursement in the context of the reason for those disbursements, and the conditions the existed at that time as compared to current conditions. Based on this assessment and the future business plans of the company, the management has measured its financial assets at amortized cost as the asset is held within a business model whose objective is to collect contractual cash flows, and the contractual terms of the financial assets give rise to cash flows that are solely payments of principle and interest (the SPPI criterion).

#### **(ii) Property, Plant and Equipment & Intangible Assets**

The determination of depreciation and amortization charge depends on the useful lives which is based on a number of factors including the effects of obsolescence, demand, competition and other economic factors (such as the stability of the industry and known technological advances) and the level of maintenance expenditures required to obtain the expected future cash flows from the asset. The residual values, useful lives, and method of depreciation of property, plant and equipment and intangible assets are reviewed at each financial year end and adjusted prospectively, if appropriate.

Residual Value has been taken between 0-5%

Useful life of the all Property, Plant and Equipment and Intangible assets are in accordance with Schedule II of the Companies Act, 2013

#### **(iii) Contingencies**

Management judgement is required for estimating the possible outflow of resources, if any, in respect of contingencies/claims/ litigation against the company as





it is not possible to predict the outcome of pending matters with accuracy.

#### **(vi) Defined Benefit Plan**

The cost of defined benefit plan and present value of such obligation are determined using actuarial valuation. An actuarial valuation involves making various assumptions that may differ from actual developments in the future. These include the determination of the discount rate, future salary increases, mortality rates and attrition rate. Due to the long-term nature of the plan, such estimates are subject to significant uncertainty. All assumptions are reviewed at each reporting date.

#### **(v) Deferred Tax Assets**

The recognition of deferred tax assets requires assessment of whether it is probable that sufficient future taxable profit will be available against which deferred tax asset can be utilized. The Company reviews at each balance sheet date the carrying amount of deferred tax assets.

#### **(vi) Impairment losses on financial assets**

The measurement of impairment losses across all categories of financial assets except assets valued at Fair value through P&L (FVTPL), requires judgment, in particular, the estimation of the amount and timing of future cash flows and collateral values when determining impairment losses and the assessment of a significant increase in credit risk. These estimates are driven by a number of factors, changes in which can result in different levels of allowances. The Company's Expected credit loss (ECL) calculations are outputs of complex models with a number of underlying assumptions regarding the choice of variable inputs and their interdependencies. Elements of the ECL models that are considered accounting judgments and estimates include:

The Company's model, which assigns Probability of default (PD)s

- The Company's criteria for assessing if there has been a significant increase in credit risk and so allowances for financial assets should be measured on a Lifetime expected credit loss (LTECL) basis
- The segmentation of financial assets when their ECL is assessed on a collective basis
- Development of ECL models, including the various formulas and the choice of inputs

- Determination of associations between macroeconomic scenarios and, economic inputs, and the effect on PDs, Exposure at default (EAD)s and Loss given default (LGD)s.

#### **(vii) Fair value measurement:**

When the fair values of financial assets and financial liabilities recorded in the balance sheet cannot be measured based on quoted prices in active markets, their fair value is measured using valuation techniques including the DCF model. The inputs to these models are taken from observable markets where possible, but where this is not feasible, a degree of judgment is required in establishing fair values. Judgments include considerations of inputs such as liquidity risk, credit risk and volatility. Changes in assumptions about these factors could affect the reported fair value of financial instruments.

#### **(viii) Effective Interest rate method**

The Company's EIR methodology, recognises interest income using an internal rate of return that represents the best estimate of a constant rate of return over the expected behavioral life of loans and other characteristics of the product life cycle (including prepayments). This estimation, by nature, requires an element of judgment regarding the expected behavior and life-cycle of the instruments, as well other fee income/expense that are integral parts of the instruments.

### **E Recent Accounting Pronouncements**

Ministry of Corporate Affairs ("MCA") notifies New Standards or Amendments to the existing standards under Companies (Indian Accounting Standards) Rules as issued from time to time. On March 23, 2022, MCA amended the Companies (Indian Accounting Standards) Amendment Rules, 2022, as below.

1. IND AS 16- PROPERTY, PLANT AND EQUIPMENT- The amendment emphasises that any excess of net sale proceeds of items produced above the cost of testing, if any, is subtracted from the directly attributable costs regarded as part of the cost of an item of property, plant, and equipment, rather than being reflected in profit or loss. Annual periods beginning on or after April 1, 2022 are the effective date of this amendment. The Company has assessed the modification and determined that it has no financial and material impact.





2. IND AS 37 PROVISIONS, CONTINGENT LIABILITIES AND CONTINGENT ASSETS -The amendment clarifies that a contract's 'cost of fulfilment' includes all 'costs directly related to the contract.' Direct contract costs can be either incremental costs of executing the contract or an allocation of other costs that are directly related to contract fulfilment (an example would be the allocation of the depreciation charge for an item of property, plant and equipment used in fulfilling the contract). Annual periods beginning on or after April 1, 2022 are the effective dates for this amendment, however early adoption is permitted. The Company has assessed the modification and determined that it has no financial and material impact.
3. Ind AS 109 FINANCIAL INSTRUMENTS- As per the Amendment, if the discounted present value of the cash flows under the new terms, including any fees paid net of any fees received and discounted using

the original effective interest rate, is at least 10 per cent different from the discounted present value of the remaining cash flows of the original financial liability. In determining those fees paid net of fees received, a borrower includes only fees paid or received between the borrower and the lender, including fees paid or received by either the borrower or lender on the other's behalf.

It further requires that, any costs or fees incurred as a result of an Exchange of Debt instruments or a Modification of terms are to be recognised as part of the gain or loss on the extinguishment. Any costs or fees spent alter the carrying amount of the liability and are amortised over the remaining term of the modified liability, if the exchange or modification is not accounted for as an extinguishment. The Company has assessed the modification and does not expect it to have a significant impact.



# NOTES FORMING PART OF FINANCIAL STATEMENTS

For the year ended Mar 31, 2022

## 2 Cash & Cash Equivalents

(₹ in lakhs)

Particulars	As at Mar 31, 2022	As at Mar 31, 2021
Cash on Hand	88.62	357.67
<b>Balances with Banks</b>		
In Current Accounts	1,187.46	456.12
In Cash Credit Accounts	1,795.42	673.63
In Overdraft Accounts	109.37	1,636.63
Cheque in Hand	176.82	86.49
Fixed Deposit	1,330.28	2,007.69
<b>Total</b>	<b>4,687.97</b>	<b>5,218.23</b>

## 3 Bank Balances other than Cash & Cash Equivalents

(₹ in lakhs)

Particulars	As at Mar 31, 2022	As at Mar 31, 2021
Balances with banks to the extent held as margin money or security against the borrowings, guarantees, other commitments*	1,606.14	1,286.47
<b>Total</b>	<b>1,606.14</b>	<b>1,286.47</b>

\*Other bank balance with bank includes deposits under lien aggregating to ₹ 1460.32 lakhs (P.Y. ₹ 1151.74 lakhs) i.e. under lien for overdraft facilities aggregating to ₹ 28.38 lakhs (P.Y. ₹ 7.28 lakhs), under lien for Borrowings aggregating to ₹ 1431.94 lakhs (P.Y. ₹ 1144.46 lakhs), under lien for PTC Arrangements aggregating to ₹ 135.71 lakhs (P.Y. ₹ 134.73 lakhs) and under lien for Business Correspondent purposes aggregating to Rs 10.10 Lacs (P Y Nil)

## 4 Loans

(₹ in lakhs)

Particulars	As at Mar 31, 2022	As at Mar 31, 2021
<b>(A)</b>		
<b>Term Loans</b>		
<b>Secured by tangible/intangible assets</b>		
Total Gross	44,238.99	41,191.21
Less: Impairment loss allowance	(635.39)	(672.92)
Total Net	43,603.61	40,518.29
<b>Unsecured</b>		
Total Gross	1,066.18	1,092.10
Less: Impairment loss allowance	(46.74)	(73.17)
Total Net	1,019.44	1,018.94
<b>(B)</b>		
<b>Loans in India</b>		
Public Sector	-	-
Others	45,305.18	42,283.32
<b>Total Gross</b>	<b>45,305.18</b>	<b>42,283.32</b>
Less: Impairment loss allowance	(682.13)	(746.09)
<b>Total Net</b>	<b>44,623.05</b>	<b>41,537.23</b>

**5 Investments**

(₹ in lakhs)

Particulars	As at Mar 31, 2022	As at Mar 31, 2021
Investment in Mutual Funds/AIF	2,034.65	101.22
<b>Gross (A)</b>	<b>2,034.65</b>	<b>101.22</b>
Investments outside India	-	-
Investments in India	2,034.65	101.22
<b>Gross (B)</b>	<b>2,034.65</b>	<b>101.22</b>
Investment in Debt Oriented Fund (SBI AMC)	1,034.39	101.22
Investment in AIF (Northern Arc Alpha Trust)	1,000.26	-
<b>Gross (C)</b>	<b>2,034.65</b>	<b>101.22</b>
<b>Total (A) to tally with (B) &amp; (C)</b>		
Less: Allowance for Impairment loss (D)	-	-
<b>Total Net D = (A) - (C)</b>	<b>2,034.65</b>	<b>101.22</b>

**6 Other Financial Asset**

(₹ in lakhs)

Particulars	As at Mar 31, 2022	As at Mar 31, 2021
Security Deposit	21.63	16.54
Fixed Deposits with Financial institutions/NBFC	625.14	1,581.97
Balances with Payment Aggregators	0.76	-
Securitisation Income Receivable	13.36	21.36
TDS Receivable from NBFC/FI's	33.81	39.93
Staff Advance	24.30	20.58
Incentive Receivable on DA/PTC	10.69	-
Deferred Finance Cost	12.77	-
Other Receivable	47.31	51.14
Receivables on Assigned Loans	1,399.43	549.99
<b>Total</b>	<b>2,189.20</b>	<b>2,281.51</b>

**7. Deferred Tax Assets (Net)**

(₹ in lakhs)

Particulars	As at Mar 31, 2022	As at Mar 31, 2021
<b>Deferred Tax Assets, on account of</b>		
Depreciation and Amortisation	18.09	18.47
Expenses deductible on payment basis	-	6.15
Provision for Employee benefits	18.57	8.85
Provision for Undrawn Loan Commitment	0.90	0.08
Impairment Reserve	-	10.13
Impairment on Loans	157.27	165.30
Lease Liability	3.00	4.58
<b>Total(A)</b>	<b>197.83</b>	<b>213.56</b>
<b>Deferred Tax Liabilities, on account of</b>		
Upfront interest income on assignment transaction	352.21	138.42
Right of Use Asset	2.87	4.41
<b>Total(B)</b>	<b>355.08</b>	<b>142.83</b>
<b>Net Deferred Tax Assets (A) - (B)</b>	<b>(157.25)</b>	<b>70.73</b>



**8 Property, Plant & Equipment**

As at Mar 31, 2022

(₹ in lakhs)

Particulars	Freehold Land	Office and Guest House	Computers & peripherals	Furniture & Fixtures	Vehicles	Office Equipment	Right of Use (ROU) Asset	Total
<b>Gross Block</b>								
As at Apr 1, 2021	242.28	119.58	63.63	91.75	128.21	21.55	33.00	700.00
Addition During the Year		4.73	30.41	25.56		2.58	18.99	82.27
Deduction/ Adjustments during the year					(33.67)		(13.95)	(47.62)
Reclassified to/ from held for sale	97.38							97.38
As at Mar 31, 2022	<b>339.66</b>	<b>124.31</b>	<b>94.04</b>	<b>117.31</b>	<b>94.54</b>	<b>24.13</b>	<b>38.04</b>	<b>832.03</b>
<b>Accumulated Depreciation/ Amortisation</b>								-
Up to Apr 1, 2021	-	11.36	42.54	31.98	66.20	12.05	15.49	179.62
For the Year		5.42	21.70	18.96	19.37	4.77	11.16	81.38
Adjustments during the year					(32.12)			(32.12)
Total up to Mar 31, 2022	-	<b>16.78</b>	<b>64.24</b>	<b>50.94</b>	<b>53.45</b>	<b>16.82</b>	<b>26.65</b>	<b>228.88</b>
<b>Net Block</b>								-
As at Mar 31, 2022	<b>339.66</b>	<b>107.53</b>	<b>29.80</b>	<b>66.37</b>	<b>41.09</b>	<b>7.31</b>	<b>11.39</b>	<b>603.15</b>
As at Mar 31, 2021	242.28	108.22	21.09	59.77	62.01	9.50	17.51	520.38

As at Mar 31, 2022

(₹ in lakhs)

Particulars	Freehold Land	Office and Guest House	Computers & peripherals	Furniture & Fixtures	Vehicles	Office Equipment	Right of Use (ROU) Asset	Total
<b>Gross Block</b>								
As at Apr 1, 2020	339.66	119.58	48.56	81.53	124.21	18.50	19.96	752.00
Addition During the Year	-	-	15.07	10.22	4.00	3.05	13.04	45.38
Deduction/Adjustments during the year	-	-	-	-	-	-	-	-
Reclassified to/ from held for sale	(97.38)							(97.38)
As at Mar 31, 2021	<b>242.28</b>	<b>119.58</b>	<b>63.63</b>	<b>91.75</b>	<b>128.21</b>	<b>21.55</b>	<b>33.00</b>	<b>700.00</b>
<b>Accumulated Depreciation/ Amortisation</b>								-
Up to Apr 1, 2020	-	5.82	22.43	12.91	38.79	5.84	6.03	91.82
For the Year	-	5.54	20.11	19.07	27.41	6.21	9.46	87.80
Adjustments during the year	-	-	-	-	-	-	-	-
Total up to Mar 31, 2021	-	<b>11.36</b>	<b>42.54</b>	<b>31.98</b>	<b>66.20</b>	<b>12.05</b>	<b>15.49</b>	<b>179.62</b>
<b>Net Block</b>								-
As at Mar 31, 2021	<b>242.28</b>	<b>108.22</b>	<b>21.09</b>	<b>59.77</b>	<b>62.01</b>	<b>9.50</b>	<b>17.51</b>	<b>520.38</b>
As at Mar 31, 2020	339.66	113.76	26.13	68.62	85.42	12.66	13.93	660.18





8.1 During the F.Y 2021-22 and P.Y 2020-21 the Company has not revalued its Property, Plant and Equipment (including Right-of-Use Assets).

## 9 Intangible Assets under Development

As at Mar 31, 2022

(₹ in lakhs)

Particulars	Software	Total
As at Apr 1, 2021	3.85	3.85
Addition During the Year	16.88	16.88
Capitalisation during the Year	9.96	9.96
As at Mar 31, 2022	<b>10.77</b>	<b>10.77</b>

As at Mar 31, 2021

(₹ in lakhs)

Particulars	Software	Total
As at Apr 1, 2020	-	-
Addition During the Year	3.85	3.85
Capitalisation during the Year	-	-
As at Mar 31, 2021	<b>3.85</b>	<b>3.85</b>

### 9.1 Intangible assets under development ageing schedule

Intangible assets under development	To be completed in				Total
	less than 1 year	1-2 years	2-3 years	More than 3 years	
<b>As at Mar 31, 2022</b>					
Synofin- CAS	10.77	-	-	-	<b>10.77</b>
<b>As at Mar 31, 2021</b>					
Syno CRM	3.85	-	-	-	<b>3.85</b>

## 10 Intangible Assets

As at Mar 31, 2022

(₹ in lakhs)

Particulars	Software	Total
<b>Gross Block</b>		
As at Apr 1, 2021	16.57	16.57
Addition During the Year	11.53	11.53
Deduction/Adjustments during the year	-	-
As at Mar 31, 2022	<b>28.10</b>	<b>28.10</b>
<b>Accumulated Depreciation/Amortisation</b>		
Up to Apr 1, 2021	12.33	12.33
For the Year	6.96	6.96
Adjustments during the year	-	-
Total up to Mar 31, 2022	<b>19.29</b>	<b>19.29</b>
<b>Net Block</b>		
As at Mar 31, 2022	<b>8.81</b>	<b>8.81</b>
As at Mar 31, 2021	4.24	4.24



As at Mar 31, 2021		(₹ in lakhs)	
Particulars	Software	Total	
<b>Gross Block</b>			
As at Apr 1, 2020	12.82	12.82	
Addition During the Year	3.75	3.75	
Deduction/Adjustments during the year	-	-	
As at Mar 31, 2021	<b>16.57</b>	<b>16.57</b>	
<b>Accumulated Depreciation/Amortisation</b>			
Up to Apr 1, 2020	9.70	9.70	
For the Year	2.63	2.63	
Adjustments during the year	-	-	
Total up to Mar 31, 2021	<b>12.33</b>	<b>12.33</b>	
<b>Net Block</b>			
As at Mar 31, 2021	<b>4.24</b>	<b>4.24</b>	
As at Mar 31, 2020	3.12	3.12	

10.1 During the F.Y 2021-22 and P.Y 2020-21 the Company has not revalued its Intangible assets.

**11 Title deeds of immovable properties not held in name of the company (other than properties where the Company is the lessee and the lease agreements are duly executed in favour of the lessee) :**

(₹ in lakhs)

Relevant line item in the Balance sheet*	Description of item of property	Gross carrying value	Title deeds held in the name of	Whether title deed holder is a promoter, director or relative# of promoter*/direct tor or employee of promoter/director	Property held since which date	Reason for not being held in the name of the company
<b>As At 31st March 2022</b>						
PPE	Nil	Nil	Nil	Nil	Nil	Nil
Investment property	Nil	Nil	Nil	Nil	Nil	Nil
others	Nil	Nil	Nil	Nil	Nil	Nil
<b>As At 31st March 2021</b>						
PPE	Nil	Nil	Nil	Nil	Nil	Nil
Investment property	Nil	Nil	Nil	Nil	Nil	Nil
others	Nil	Nil	Nil	Nil	Nil	Nil

\* There are no property where Title deed not in favor of company

**12 Other non-financial assets**

(₹ in lakhs)

Particulars	As at Mar 31,2022	As at Mar 31, 2021
Sales Tax Refundable	0.88	0.88
Current Year Income Tax Refund (Net of Advance Tax/TDS)	134.54	-
Balance with Revenue Authorities	22.51	22.50
Deposits with Govt authorities against Litigation	0.31	0.31
Prepaid Expenses	45.40	15.48
Trade Advance	13.13	7.05
Advance for Expense	17.15	4.74
Non- Current Asset held for sale	-	97.38
Gold Coins	1.12	1.12
<b>Total</b>	<b>235.04</b>	<b>149.46</b>

**13 Debt Securities-At Amortised Cost**

(₹ in lakhs)

Particulars	As at Mar 31, 2022	As at Mar 31, 2021
<b>Secured</b>		
Non Convertible Debentures	2,878.86	3,926.29
<b>Total</b>	<b>2,878.86</b>	<b>3,926.29</b>
Debt securities in India	2,878.86	3,926.29
Debt securities outside India	-	-
<b>Total</b>	<b>2,878.86</b>	<b>3,926.29</b>

**13.1** Non convertible Debenture are fully secured by first and exclusive charge on receivables of the Company by way of hypothecation to the extent of minimum 100% of the amount outstanding. Above Debt Securities are further secured by personal guarantee given by Mr Deepak Baid, Mrs Aneesha Baid & Mrs Prem Devi Baid and Corporate Guarantee of Starpoint Constructions Pvt Ltd

**13.2 Details of Redeemable Non-Convertible Debentures**

(₹ in lakhs)

ISIN No.	Date of allotment	Date of Final redemption	Total number of debentures	Coupon Rate	As at Mar 31, 2022	As at Mar 31, 2021
INE06WU07031 (Face Value Rs. 10 Lacs each)	19.11.2020	19.05.2022	50.00	11.50%	506.60	502.31
INE06WU07023 (Face Value Rs. 10 Lacs each)	04.09.2020	21.04.2023	100.00	11.50%	1,009.25	1,009.77
INE06WU07049 (Face Value Rs. 1 Lacs each)	31.03.2021	30.06.2023	2,000.00	13.75%	1,108.11	1,990.72
INE06WU07015 (Face Value Rs. 10 Lacs each)	14.07.2020	14.07.2023	50.00	11.50%	254.90	423.49
<b>Total</b>					<b>2,878.86</b>	<b>3,926.29</b>

**14 Borrowings (Other than Debt Securities)-At Amortised Cost**

(₹ in lakhs)

Particulars	As at Mar 31, 2022	As at Mar 31, 2021
<b>Secured</b>		
<b>Term loans</b>		
(i) From Banks	16,936.96	13,355.07
(ii) From Financial Institutions/NBFC	20,394.66	20,930.68
<b>Others</b>		
Associated liabilities in respect of Co-Lending Transaction - secured	81.77	-
Associated liabilities in respect of Business Correspondent Transaction - secured	78.08	-
<b>Loans repayable on demand</b>		
Cash Credit from Banks	299.64	-
Overdraft Credit from Banks	-	0.01



Particulars	As at Mar 31, 2022	As at Mar 31, 2021
<b>Unsecured</b>		
<b>Term Loan</b>		
Loans from Directors and related parties	468.64	756.95
Loans from others	75.00	130.00
<b>Total (A)</b>	<b>38,334.75</b>	<b>35,172.71</b>
Borrowings in India	38,334.75	35,172.71
Borrowings outside India	-	-
<b>Total (B)</b>	<b>38,334.75</b>	<b>35,172.71</b>

#### 14.1 Term of Repayment of Borrowings Outstanding except Repayable on Demand

#### 14.2 Nature of Security

- Secured term loans from banks amounting to Rs. 16893.07 lakhs (P Y Rs. 13301.71 Lakhs) carry rate of interest in the range of 9.65% to 14.50% p.a. The loans are having tenure of 3 to 7 years from the date of disbursement and are repayable in both monthly and quarterly installments. Those loan are secured by hypothecation(exclusive charge) of the loans given by the Company and Personal Guarantee of Directors and Corporate Guarantee of Starpoint Constructions Pvt Ltd, Hirak Vinimay Pvt Ltd, & Dreamland Buildmart Private Limited.
- Secured term loans from banks amounting to Rs. 43.90 lakhs (P Y Rs. 53.36 Lakhs) carry rate of interest in the range of 9.15% to 12.00% p.a. The loans are having tenure of 3 to 7 years from the date of disbursement and are repayable in monthly installments. Those loan are secured by hypothecation(exclusive charge) of vehicle owned by the Company.
- Secured term loans from NBFC/FIs amount to Rs. 20394.66 lakhs (P Y Rs. 20803.94 Lakhs) carry rate of interest in the range of 6.85% to 14.75% p.a. The loans are having tenure of 2 years to 7.0 years from the date of disbursement and are repayable in both monthly and quarterly installments. Those loan are secured by hypothecation(exclusive charge) of the loans given by the Company and Personal Guarantee of Directors and Corporate Guarantee of Starpoint Constructions Pvt Ltd, & Deepak Hitech Motors Pvt Ltd
- Secured term loans from NBFC/FIs amount to Rs.0 lakhs( P Y Rs. 126.74 Lakhs) carry rate of interest in the range of 13.10% to 13.35% p.a. The loans are having tenure of 5 years to 10.0 years from the date of disbursement and are repayable in monthly installments. Those loan are secured by hypothecation(exclusive charge) of Property held by the company.
- Overdraft borrowings from the bank amounting to Rs. 0.00 lakhs (P Y Rs. 0.01 Lakhs) are secured by by the company, are repayable on demand and carry an interest as Interest Spread of 0.50-2.00% over and above Interest Rate on Underliened Fixed Deposit.
- Cash Credit from the bank amounting to Rs. 299.94 lakhs (P Y Rs.0.00 Lakhs) are secured by by the company, are repayable on demand and carry an interest ranging between 12.50-14.50%.Those cash credits are secured by hypothecation(exclusive charge) of the loans given by the Company and Personal Guarantee of Directors
- Associated liabilities in respect of Business Correspondent transactions represents amounts received in respect of Business Correspondent transactions (net of repayments and investment therein) as these transactions do not meet the derecogniton criteria specified under IND AS. These are secured by way of hypothecation of designated loans assets receivables.
- Associated liabilities in respect of Co-Lending Transaction represents amounts received in respect of Co-Lending Transaction(net of repayments and investment therein) as these transactions do not meet the derecogniton criteria specified under IND AS. These are secured by way of hypothecation of designated loans assets receivables.

**14.3** The company has no default in the repayment of dues to its lenders

**14.4** The company has used all the borrowings from banks and financial institutions for the specific purpose for which it was taken During FY 2022 and P.Y 2021

**14.5** In regard to Borrowings from banks or financial institutions on the basis of security of current assets, :

- Quarterly returns/statements of current assets filed by the Company with banks or financial institutions are in agreement with the books of accounts,
- Since above point (a) is affirmative, hence summary of reconciliation and reasons of material discrepancies is not applicable

**14.6** The Company has not been declared as Wilful Defaulter during the F.Y 2021-22 and P.Y 2020-21



**15 Other financial liabilities**

(₹ in lakhs)

Particulars	As at Mar 31, 2022	As at Mar 31, 2021
Creditors for other Expenses*	146.25	147.31
Others Payables*	6.72	40.13
Cheque in Transit	1,226.15	1,363.06
Audit Fees Payable	6.75	4.16
Sum Accrued but not Due for Direct Assignment/Securitisation	322.51	191.58
Lease Liability	11.90	18.21
<b>Total</b>	<b>1,720.28</b>	<b>1,764.45</b>

\*Refer Note 15.1 for Ageing Schedule

**15.1 Other Financial Liabilities ageing schedule**

(₹ in lakhs)

Particulars	Outstanding for following periods from due date of payment				Total
	Less than 1 year	1-2 years	2-3 years	More than 3 years	
<b>As at Mar 31,2022</b>					
(i) MSME	3.10	-	-	-	3.10
(ii) Others	149.87	-	-	-	149.87
(iii) Disputed dues – MSME	-	-	-	-	-
(iv) Disputed dues - Others	-	-	-	-	-
<b>As at Mar 31,2021</b>					
(i) MSME	-	-	-	-	-
(ii) Others	187.45	-	-	-	187.45
(iii) Disputed dues – MSME	-	-	-	-	-
(iv) Disputed dues – Others	-	-	-	-	-

**16 Provisions**

(₹ in lakhs)

Particulars	As at Mar 31, 2022	As at Mar 31, 2021
<b>For Employee Benefits</b>		
Gratuity	73.79	35.16
<b>For others</b>		
Provision for Taxation (Net of Advance Tax)	-	57.72
Provision for Taxation (Earlier Years)	6.38	196.54
Provision for CSR Unspent amount	8.27	-
Provision for undrawn loan commitment	3.59	0.32
<b>Total</b>	<b>92.03</b>	<b>289.74</b>





**16.1 Movement of Provisions**

(₹ in lakhs)

Particulars	Provision for Taxation (Earlier Years)	Provision for CSR Unspent amount	Provision for undrawn loan commitment
<b>As at Apr 1, 2021</b>	<b>196.54</b>	-	<b>0.32</b>
Add: Provision Addition/(Deletion) during the year	-	8.27	3.27
Less: Sum Paid during the year	190.16	-	-
<b>Closing at Mar 31, 2022</b>	<b>6.38</b>	<b>8.27</b>	<b>3.59</b>
<b>As at Apr 1, 2020</b>	-	-	<b>1.85</b>
Add: Provision Addition/(Deletion) during the year	196.54	-	(1.53)
Less: Sum Paid during the year	-	-	-
<b>Closing at Mar 31, 2021</b>	<b>196.54</b>	-	<b>0.32</b>

**17 Other non-financial liabilities**

(₹ in lakhs)

Particulars	As at Mar 31, 2022	As at Mar 31, 2021
Statutory Dues Payable	73.52	45.58
Advance against sale of Capital Assets	-	8.00
<b>Total</b>	<b>73.52</b>	<b>53.58</b>

**18 Equity Share Capital**

(₹ in lakhs)

Particulars	As at Mar 31, 2022	As at Mar 31, 2021
<b>Authorised</b>		
2,00,00,000 Equity Shares of par value ₹ 10/- Each (P.Y. 1,50,00,000 shares of ₹ 10/- each at Mar 31,2021)	2,000.00	1,500.00
<b>Issued, Subscribed and Fully Paid Up</b>		
Equity Shares of ₹ 10/- Each (shares of ₹ 10/- each at Mar 31,2021)	1,589.02	1,431.28
<b>Total</b>	<b>1,589.02</b>	<b>1,431.28</b>

**(a) The reconciliation of the Number of Shares Outstanding and the amount of Share Capital:**

(₹ in lakhs)

Particulars	As at Mar 31, 2022	As at Mar 31, 2021
	No. of Shares	No. of Shares
Shares outstanding at the beginning of the year	143.13	136.37
Changes during the year	15.77	6.76
<b>Shares outstanding at the end of the year</b>	<b>158.90</b>	<b>143.13</b>

**(b) Rights, preferences and restrictions attached to equity shares**

The Company has only one class of equity shares having a par value of ₹ 10 per share. Each shareholder is entitled to one vote per equity share. The dividend proposed by the Board of Directors is subject to the approval of the shareholders in the ensuing Annual General Meeting, except in case of interim dividend.

In the event of liquidation of the Company, the holders of equity shares will be entitled to receive remaining assets of the Company, after distribution of all preferential amounts. The distribution will be in proportion to the number of equity shares held by the shareholder.

**(c) Details of shares in respect of each class in the company held by its holding company or its ultimate holding company**

There is not holding company of the company. However there is a parent company.

The parent company Starpoint Constructions Private Limited has held 23.70% shares in the company as at Mar 31, 2022. (Mar 31, 2021 -24.23%)

**(d) Details of Shareholders holding more than 5% shares in the Company:**

Particulars	As at Mar 31, 2022		As at Mar 31, 2021	
	No. of Shares held	% of holding	No. of Shares held	% of holding
Sulochana Sarees Private Limited	21,76,434	13.70%	21,76,434	15.21%
Hirak Vinimay Private Limited	27,67,795	17.42%	26,18,985	18.30%
Deepak Hitech Motors Private Limited	19,51,405	12.28%	18,02,595	12.59%
Starpoint Constructions Private Limited	37,66,390	23.70%	34,67,580	24.23%
Deepak Baid	12,06,823	7.59%	10,38,231	7.25%
Gatik Realcon Private Limited	17,27,808	10.87%	13,52,510	9.45%

**(e) Shareholding of Promoters**

Promoter name	As at Mar 31, 2022			As at Mar 31, 2021		
	No. of Shares	% of total share	% Change during the year	No. of Shares	% of total share	% Change during the year
1. Prem Devi Baid	7,07,135	4.45%	19.80%	5,90,240	4.12%	3.80%
2. Deepak Baid	12,06,823	7.59%	16.24%	10,38,231	7.25%	2.13%
3. Aneesha Baid	6,02,668	3.79%	14.78%	5,25,059	3.67%	4.86%
4. Vivan Baid Family Trust (Through Its Trustee Mr. Deepak Baid and Mrs Aneesha Baid)	7,200	0.05%	0.00%	7,200	0.05%	0.00%
5. Hirak Vinimay Private Limited	27,67,795	17.42%	5.68%	26,18,985	18.30%	0.00%
6. Sulochana Sarees Private Limited	21,76,434	13.70%	0.00%	21,76,434	15.21%	0.00%
7. Gatik Realcon Private Limited	17,27,808	10.87%	27.75%	13,52,510	9.45%	11.78%



Promoter name	As at Mar 31, 2022			As at Mar 31, 2021		
	No. of Shares	% of total share	% Change during the year	No. of Shares	% of total share	% Change during the year
8. Deepak Hitech Motors Pvt Ltd	19,51,405	12.28%	8.26%	18,02,595	12.59%	5.54%
9. Starpoint Constructions Private Limited	37,66,390	23.70%	8.62%	34,67,580	24.23%	4.55%
10. Prem Dealers Private Limited	5,40,157	3.40%	81.51%	2,97,597	2.08%	5.07%
11. Champalal Distributors Private Limited	4,36,415	2.75%	0.00%	4,36,415	3.05%	89.14%
<b>Total</b>	<b>1,58,90,230</b>	<b>100.00%</b>		<b>1,43,12,846</b>	<b>100.00%</b>	

**19 Other Equity**

(₹ in lakhs)

Particulars	As at Mar 31, 2022	As at Mar 31, 2021
Securities Premium	5,862.51	4,725.20
Retained Earnings	4,203.12	3,024.18
Impairment Reserve	45.69	40.24
Statutory Reserve u/s 45-IC of RBI Act, 1934	1,041.75	745.65
<b>Total</b>	<b>11,153.07</b>	<b>8,535.27</b>

**Nature, Purpose and Movement of Reserves**

**(i) Securities Premium**

This reserve represents the premium on issue of shares and can be utilised in accordance with the provisions of the Companies Act, 2013.

(₹ in lakhs)

Particulars	Year ended Mar 31, 2022	Year ended Mar 31, 2021
At the beginning and end of the year	4,725.20	4,292.75
Add : Additions during the year	1,142.26	432.45
Less: Capital Expenditures	(4.95)	-
<b>At the end of the year</b>	<b>5,862.51</b>	<b>4,725.20</b>

**(ii) Retained Earnings**

Retained earnings or accumulated surplus represents total of all profits retained since the Company's inception. Retained earnings are credited with current year profits, reduced by losses, if any, dividend payouts, or any such other appropriations to specific reserves.



(₹ in lakhs)

Particulars	Year ended Mar 31,2022	Year ended Mar 31,2021
At the beginning of the year	3,024.18	2,177.05
Add : Profit/(Loss) for the year	1,488.47	1,048.97
Add: Other Comprehensive Income	(7.98)	9.94
Less: Capital Expenditures	-	-
Less: Transfer to Impairment Reserves	(5.45)	-
Less: Transfer to Statutory Reserves	(296.10)	(211.78)
<b>At the end of the year</b>	<b>4,203.12</b>	<b>3,024.18</b>

**(iii) Statutory Reserve u/s 45-IC of RBI Act, 1934**

Statutory reserve represents reserve fund created pursuant to Section 45-IC of the RBI Act, 1934 through transfer of specified percentage of net profit every year before any dividend is declared. The reserve fund can be utilised only for limited purposes as specified by RBI from time to time and every such utilisation shall be reported to the RBI within specified period of time from the date of such utilisation

(₹ in lakhs)

Particulars	Year ended Mar 31,2022	Year ended Mar 31,2021
At the beginning of the year	745.65	533.87
Add : Additions during the year	296.10	211.78
<b>At the end of the year</b>	<b>1,041.75</b>	<b>745.65</b>

**(iv) Impairment Reserve**

Where impairment allowance under Ind AS 109 is lower than the provisioning required under IRACP (including standard asset provisioning), NBFCs are required to appropriate the difference from their net profit or loss to a separate 'Impairment Reserve'. The balance in the 'Impairment Reserve' cannot be reckoned for regulatory capital. Further, no withdrawals is permitted from this reserve without prior permission from the Department of Supervision, RBI.

(₹ in lakhs)

Particulars	Year ended Mar 31,2022	Year ended Mar 31,2021
At the beginning of the year	40.24	40.24
Add : Additions during the year	5.45	-
<b>At the end of the year</b>	<b>45.69</b>	<b>40.24</b>

**20 Interest Income (Measured at Amortised Cost)****(₹ in lakhs)**

Particulars	For the year ended Mar 31, 2022	For the year ended Mar 31, 2021
Interest on Loans	7,905.33	7,988.76
Interest from Margin Money deposits/FDR's	167.58	226.77
Income from Securitisation	162.62	91.82
Income on Derecognised (assigned) Loans	1,293.76	442.96
<b>Total Interest Income</b>	<b>9,529.29</b>	<b>8,750.31</b>

**21 Fees and Commission Income****(₹ in lakhs)**

Particulars	For the year ended Mar 31, 2022	For the year ended Mar 31, 2021
Income from Support Services	60.00	38.70
Other Operating Income	144.16	67.92
<b>Total Income</b>	<b>204.16</b>	<b>106.62</b>

**22 Net Gain/(Loss) On Fair Value Changes****(₹ in lakhs)**

Particulars	For the year ended Mar 31, 2022	For the year ended Mar 31, 2021
<b>Net gain/(loss) on financial instruments at fair value through profit and loss (FVTPL)</b>		
<b>On trading portfolio</b>		
Mutual fund investment at FVTPL	82.09	19.97
<b>Total Net gain/(loss) on fair value changes</b>	<b>82.09</b>	<b>19.97</b>
<b>Analysis of fair value changes</b>		
Realised Gain on Investments	78.88	19.96
Unrealised Gain on Investments	3.21	0.01
<b>Total Net gain/(loss) on fair value changes</b>	<b>82.09</b>	<b>19.97</b>

**23 Other Income****(₹ in lakhs)**

Particulars	For the year ended Mar 31, 2022	For the year ended Mar 31, 2021
Income on Security deposits(rent)	0.13	0.11
Gain on Lease Liabilities	0.97	-
Gain/(Loss) on Disposal of Fixed Assets	4.01	-
Rent Concession due to COVID 19	-	0.59
<b>Total Other Income</b>	<b>5.11</b>	<b>0.70</b>



**24 Finance cost****(₹ in lakhs)**

Particulars	For the year ended Mar 31, 2022	For the year ended Mar 31, 2021
<b>Interest on financial liabilities (measured at amortised cost)</b>		
Borrowings	4,956.40	4,934.20
Lease liability	2.48	1.63
Co-lending transaction	2.05	-
Business Correspondence Transactions	1.29	-
<b>Others</b>		
Bank charges	22.32	9.88
Deferred Finance Expense	-	-
Loss on derecognition of Financial Liabilities	0.60	1.52
Loan Processing charges	1.58	3.31
<b>Total Finance cost</b>	<b>4,986.72</b>	<b>4,950.54</b>

**25 Impairment on financial instruments****(₹ in lakhs)**

Particulars	For the year ended Mar 31, 2022	For the year ended Mar 31, 2021
Loan Assets	(60.69)	63.93
Loan Assets Written off (net of recoveries)	107.82	96.63
<b>Total Impairment on financial instruments</b>	<b>47.13</b>	<b>160.56</b>

**26 Employee Benefit Expense****(₹ in lakhs)**

Particulars	For the year ended Mar 31, 2022	For the year ended Mar 31, 2021
Salary, Wages and Reimbursements	1,862.43	1,202.36
Contribution to Provident and other funds	58.18	42.90
Staff Welfare Expenses	15.17	11.84
Staff Conveyance Expenses	14.64	17.27
Gratuity	27.98	18.51
<b>Total Employee Benefit Expenses</b>	<b>1,978.40</b>	<b>1,292.88</b>

Disclosures as per Ind AS 19 in respect of provision made towards various employee benefits are made in Note 46

**27 Depreciation and amortisation expense****(₹ in lakhs)**

Particulars	For the year ended Mar 31, 2022	For the year ended Mar 31, 2021
Depreciation on Property, Plant & Equipment	81.38	87.80
Amortisation on Intangible Assets	6.96	2.63
<b>Total Depreciation and amortization expense</b>	<b>88.34</b>	<b>90.43</b>



## 28 Other Expenses

(₹ in lakhs)

Particulars	For the year ended Mar 31, 2022	For the year ended Mar 31, 2021
Rent, Rates and Taxes	103.87	82.21
Repair and Maintenance Expenditure	11.12	13.63
Printing & Stationery	16.73	10.36
Business/Sales Promotion Expenses	17.80	10.84
Rebate & Discount	0.04	1.97
Audit Fee (Refer Note 24.1 below)	14.50	7.50
Legal, Professional and Technical Charges	228.79	255.08
Postage, telegram & Telephone Expenditure	13.35	9.00
CSR Activities Expenses	29.49	21.69
Office & General Expense	45.05	44.53
Donations	0.01	2.32
Collection Expenses	47.02	18.48
Commission Expenses	10.20	4.67
Telecommunication Expenses	8.21	7.32
Vehicle Running & Maintenance Expenses	6.61	4.75
Interest under Income tax Act	9.55	0.69
Electricity Charges & Water Charges	18.66	14.69
Tours & Travelling Expenses	55.93	25.33
RoC Filing Fees	1.94	1.93
Stamp Duty Expenses	6.86	5.64
Insurance	12.00	12.31
Staff Training & other HR Related Expenses	11.07	6.39
Membership Fees	0.58	-
Reversal of GST Input	59.73	44.91
Sitting Fees (To Directors)	2.00	-
Miscellaneous Expenses	11.31	1.91
<b>Total Other expenses</b>	<b>742.42</b>	<b>608.15</b>

Rent expenses relate to the various short term leases accounted by applying practical expedient under Ind AS 116 - 'Leases'

## (a) The Payment To Auditors includes:-

(₹ in lakhs)

Particulars	For the year ended Mar 31, 2022	For the year ended Mar 31, 2021
Audit fees	7.00	4.00
Tax Audit Fees	0.50	0.50
Limited review & Certifications	7.00	3.00
<b>Total</b>	<b>14.50</b>	<b>7.50</b>



**29 Earnings per Share (Ind AS 33)**

(₹ in lakhs)

Particulars	For the year ended Mar 31, 2022	For the year ended Mar 31, 2021
<b>(A) Basic Earnings per share</b>		
(i) Profit attributable to equity shareholders (used as numerator) (₹ lakhs)	1,488.47	1,048.97
(ii) Weighted average number of equity shares (used as denominator) (Nos.)(Nominal Value per share ₹ 10)	146.64	139.74
<b>Basic EPS (i)/(ii)</b>	<b>10.15</b>	<b>7.51</b>
<b>(B) Diluted Earnings per share</b>		
(i) Profit attributable to equity shareholders (used as numerator) (₹ lakhs)	1,488.47	1,048.97
(ii) Weighted average number of equity shares (used as denominator) (Nos.)(Nominal Value per share ₹ 10)	146.64	139.74
<b>Diluted EPS (i)/(ii)</b>	<b>10.15</b>	<b>7.51</b>

**30 Maturity Analysis At March 31, 2022, March 31, 2021**

The table below shows an analysis of assets and liabilities analysed according to when they are expected to be recovered or settled.

Particulars	As at Mar 31, 2022			As at Mar 31, 2021		
	Amount	within 12 month	after 12 month	Amount	within 12 month	after 12 month
<b>I. ASSETS</b>						
<b>(1) Financial Assets</b>						
(a) Cash and Cash Equivalents	4,687.97	4,687.97	-	5,218.23	5,218.23	-
(b) Bank balance other than Cash and cash equivalents	1,606.14	610.73	995.41	1,286.47	1,151.74	134.73
(c) Loans	44,623.05	13,088.85	31,534.20	41,537.23	11,071.04	30,466.19
(d) Investments	2,034.65	2,034.65	-	101.22	101.22	-
(e) Other Financial Asset (Refer Note 6)	2,189.20	952.72	1,236.48	2,281.51	984.70	1,296.81
<b>Total Financial Asset</b>	<b>55,141.01</b>	<b>21,374.92</b>	<b>33,766.09</b>	<b>50,424.66</b>	<b>18,526.93</b>	<b>31,897.73</b>
<b>(2) Non-financial Assets</b>						
(a) Deferred tax Assets (Net)	-	-	-	70.73	-	70.73
(b) Property, Plant and Equipment	591.76	-	591.76	502.87	-	502.87



Particulars	As at Mar 31, 2022			As at Mar 31, 2021		
	Amount	within 12 month	after 12 month	Amount	within 12 month	after 12 month
(c) Right of Use Assets	11.39	-	11.39	17.51	-	17.51
(d) Intangible Assets under development	10.77	-	10.77	3.85	-	3.85
(e) Other Intangible Assets	8.81	-	8.81	4.24	-	4.24
(f) Other non-financial assets	235.04	98.20	136.84	149.46	49.76	99.70
<b>Total Non-financial Assets</b>	<b>857.77</b>	<b>98.20</b>	<b>759.57</b>	<b>748.66</b>	<b>49.76</b>	<b>698.90</b>
<b>Total Assets</b>	<b>55,998.78</b>	<b>21,473.12</b>	<b>34,525.66</b>	<b>51,173.32</b>	<b>18,576.69</b>	<b>32,596.63</b>
<b>II. LIABILITIES AND EQUITY</b>						
<b>Liabilities</b>						
<b>(1) Financial Liabilities</b>						
(a) Debt Securities	2,878.86	1,555.63	1,323.23	3,926.29	1,065.25	2,861.04
(b) Borrowings (other than debt securities)	38,334.75	14,888.08	23,446.67	35,172.71	12,701.49	22,471.22
(c) Other Financial Liabilities	1,720.28	1,720.28	-	1,764.45	1,764.45	-
<b>Total Financial Liabilities</b>	<b>42,933.89</b>	<b>18,163.99</b>	<b>24,769.90</b>	<b>40,863.45</b>	<b>15,531.19</b>	<b>25,332.26</b>
<b>(2) Non-Financial Liabilities</b>						
(a) Deferred Tax Liabilities(Net)	157.25	-	157.25	-	-	-
(b) Provisions	92.03	18.24	73.79	289.74	289.74	-
(c) Other non-financial liabilities	73.52	73.52	-	53.58	53.58	-
<b>Total Non-Financial Liabilities</b>	<b>322.80</b>	<b>91.76</b>	<b>231.04</b>	<b>343.32</b>	<b>343.32</b>	<b>-</b>
<b>Total Liabilities</b>	<b>43,256.69</b>	<b>18,255.75</b>	<b>25,000.94</b>	<b>41,206.77</b>	<b>15,874.51</b>	<b>25,332.26</b>
<b>(3) EQUITY</b>						
(a) Equity Share capital	1,589.02	-	1,589.02	1,431.28	-	1,431.28
(b) Other Equity	11,153.07	-	11,153.07	8,535.27	-	8,535.27
<b>Total Equity</b>	<b>12,742.09</b>	<b>-</b>	<b>12,742.09</b>	<b>9,966.55</b>	<b>-</b>	<b>9,966.55</b>
<b>Total Equity and Liabilities</b>	<b>55,998.78</b>	<b>18,255.75</b>	<b>37,743.03</b>	<b>51,173.32</b>	<b>15,874.51</b>	<b>35,298.81</b>



- 31** The Company has not traded or invested in Crypto currency or Virtual Currency during the Current FY 2021-22 and Prev FY. 2020-21.
- 32** The Company held no Benami Property during the F.Y 2021-22 and P.Y 2020-21
- 33** The company has no transactions with the companies struck off under section 248 of Companies Act, 2013 or section 560 of Companies Act, 1956.
- 34 Registration of charges or satisfaction with Registrar of Companies (ROC)**  
There are no charges or satisfaction yet to be registered with ROC beyond the statutory period.
- 35** Non Compliance with the number of layers prescribed under clause (87) of section 2 of the Act read with Companies (Restriction on number of Layers) Rules, 2017 : Not Applicable.
- 36** Disclosure in regard to Compliance with approved Scheme(s) of Arrangements : Not Applicable
- 37 Utilisation of Borrowed funds and share premium:**  
No funds have been advanced or loaned or invested (either from borrowed funds or share premium or any other sources or kind of funds) by the Company to or in any other person(s) or entity(ies), including foreign entities ("Intermediaries") with the understanding, whether recorded in writing or otherwise, that the Intermediary shall lend or invest in party identified by or on behalf of the Company (Ultimate Beneficiaries). The Company has not received any fund from any party(s) (Funding Party) with the understanding that the Company shall whether, directly or indirectly lend or invest in other persons or entities identified by or on behalf of the Company ("Ultimate Beneficiaries") or provide any guarantee, security or the like on behalf of the Ultimate Beneficiaries
- 38** There is no any transactions which are not recorded in the books of accounts and has been surrendered or disclosed as income during the year in the tax assessments under the Income Tax Act, 1961
- 39 Disclosure as per Ind AS 7 "Cash Flow Statement"**

**Cash and non-cash changes in liabilities arising from financing activities:**

Year ended Mar 31, 2022

(₹ in lakhs)

Particulars	Unsecured Term Loan	Lease Liabilities	Secured Term Loans	Non Convertible Debentures	Other Loans	Total
<b>As at Apr 1, 2021</b>	<b>886.95</b>	<b>18.21</b>	<b>34,285.76</b>	<b>3,926.29</b>	<b>0.01</b>	<b>39,117.22</b>
<b>Cash Flows</b>						-
Receipts/ Payments	(343.31)	(10.38)	3,045.86	(1,047.43)	299.63	1,944.37
<b>Non-cash changes</b>						-
Creation of lease liabilities		4.07				4.07
Amortisation of Processing Fees						-
<b>As at Mar 31, 2022</b>	<b>543.64</b>	<b>11.90</b>	<b>37,331.62</b>	<b>2,878.86</b>	<b>299.64</b>	<b>41,065.66</b>





Year ended Mar 31, 2021

(₹ in lakhs)

Particulars	Unsecured Term Loan	Lease Liabilities	Secured Term Loans	Non Convertible Debentures	Other Loans	Total
<b>As Apr 1, 2020 at</b>	<b>1,114.08</b>	<b>14.42</b>	<b>32,960.21</b>	<b>-</b>	<b>2,184.52</b>	<b>36,273.23</b>
<b>Cash Flows</b>						-
Receipts/ Payments	(227.13)	(9.12)	1,325.54	3,926.29	(2,184.51)	2,831.07
<b>Non-cash changes</b>						-
Creation of lease liabilities		12.91				12.91
Amortisation of Processing Fees						-
<b>As Mar 31, 2021 at</b>	<b>886.95</b>	<b>18.21</b>	<b>34,285.76</b>	<b>3,926.29</b>	<b>0.01</b>	<b>39,117.22</b>

**40 Disclosure as per Ind AS 12: Income Taxes****Income Tax Expense****(i) Income Tax recognized in the statement of profit and loss**

(₹ in lakhs)

Particulars	Year ended Mar 31, 2022	Year ended Mar 31, 2021
<b>Current Tax expense</b>		
Current Year	264.95	429.82
Adjustment for earlier years	(6.44)	290.37
<b>Total current Tax Expense</b>	<b>258.51</b>	<b>720.19</b>
<b>Deferred Tax Expense</b>		
Origination and reversal of temporary differences	227.98	9.23
Origination and reversal of carried forward losses	-	-
<b>Total Deferred Tax Expense</b>	<b>227.98</b>	<b>9.23</b>
<b>Total Income Tax Expense</b>	<b>486.49</b>	<b>729.41</b>

**(ii) Income Tax recognized in other comprehensive income**

(₹ in lakhs)

Particulars	Year ended Mar 31, 2022	Year ended Mar 31, 2021
<b>Net actuarial gains/(losses) on defined benefit plans</b>		
Before Tax	(10.66)	13.29
Tax expense / (benefit) recognized in OCI	2.68	(3.35)
Net of Tax	(7.97)	9.95



## (iii) Reconciliation of tax expense and the accounting profit multiplied by India's domestic tax rate

(₹ in lakhs)

Particulars	Year ended Mar 31, 2022	Year ended Mar 31, 2021
<b>Profit before tax</b>	1,977.64	1,775.04
<b>Applicable Tax Rate</b>	25.17%	25.17%
<b>Computed tax expense</b>	<b>497.73</b>	<b>446.74</b>
Earlier Year tax	<b>(6.44)</b>	<b>290.37</b>
Effect on tax of Disallowances	17.58	4.05
Effect on tax of Deductions	(31.02)	(17.43)
Others	11.31	2.34
<b>Tax as per Statement of Profit &amp; Loss</b>	<b>489.17</b>	<b>726.07</b>

## (iv) Deferred Tax Liabilities

The majority of the deferred tax balance represents effects of fair valuation of investments, Income difference on derecognised loans due to assignment, differential rates of depreciation for property plant and equipment under income tax act and disallowance of certain expenditure under income tax act. Significant components of deferred tax assets/(liabilities) recognized in the financial statements are as follows:

(₹ in lakhs)

Particulars	Year ended Mar 31, 2022	Year ended Mar 31, 2021
<b>Deferred Tax Asset:</b>		
Depreciation and Amortisation	18.09	18.47
Expenses deductible on payment basis	-	6.15
Provision for Employee benefits	18.57	8.85
Provision for Undrawn Loan Commitment	0.90	0.08
Impairment Reserve	-	10.13
Impairment on Loans	157.27	165.30
Leases	3.00	4.58
<b>(A)</b>	<b>197.83</b>	<b>213.56</b>
<b>Deferred Tax Liability:</b>		
Upfront interest income on assignment transaction	352.21	138.42
Right of Use Asset	2.87	4.41
<b>(B)</b>	<b>355.08</b>	<b>142.83</b>
<b>Net Deferred Tax (Assets)/Liabilities (B) - (A)</b>	<b>(157.25)</b>	<b>70.73</b>



(₹ in lakhs)

Deferred tax balance (Asset)/Liability in relation to	As at 31-03-2022	Movement during the period	As at 31-03-2021	Movement during the period	As at 31-03-2020
Impact of EIR adjustments on financial assets	-	-	-	48.69	(48.69)
Depreciation and Amortisation	(18.09)	0.37	(18.47)	(3.62)	(14.84)
Expenses deductible on payment basis	-	6.15	(6.15)	(4.76)	(1.39)
Provision for Employee benefits	(18.57)	(9.72)	(8.85)	(1.31)	(7.54)
Provision for Undrawn Loan Commitment	(0.90)	(0.82)	(0.08)	0.39	(0.47)
Impairment Reserve	-	10.13	(10.13)	-	(10.13)
Impairment on Loans	(157.27)	8.03	(165.30)	(14.96)	(150.34)
Leases	(3.00)	1.59	(4.58)	(0.96)	(3.63)
Impact of Accrual adjustments on financial assets	-	-	-	(38.50)	38.50
Impact of EIR adjustments on financial liabilities	-	-	-	(42.45)	42.45
Upfront interest income on assignment transaction	352.21	213.79	138.42	66.77	71.65
Impact of Income Addition	-	-	-	(0.96)	0.96
Right of Use Asset	2.87	(1.54)	4.41	0.90	3.51
<b>Total</b>	<b>157.25</b>	<b>227.99</b>	<b>(70.73)</b>	<b>9.23</b>	<b>(79.96)</b>
<b>Recognised through:</b>					
Profit & Loss		230.66		5.88	
OCI		(2.68)		3.35	
		<b>227.98</b>		<b>9.23</b>	

**41 Corporate Social Responsibility**

As per Section 135 of the Companies Act, 2013 read with guidelines issued by Department of Public Enterprises, GOI, the Company is required to spend, in every financial year, at least two per cent of the average net profits of the Company made during the three immediately preceding financial years in accordance with its CSR Policy. The details of CSR expenses for the year are as under:

(₹ in lakhs)

Particulars	Year ended Mar 31, 2022	Year ended Mar 31, 2021
A. Amount required to be spent during the year	<b>29.49</b>	<b>21.69</b>
B. Amount spent during the year on:		
a) Construction/Acquisition of any asset	-	-
b) On purposes other than (a) above	21.22	21.69
C. Shortfall for the year, in any in Amount required to be spent net of Amount spent	8.27	-
D. Provision made for shortfall during the year	8.27	-
E. Total of Previous Year Shortfalls	-	-
F. Total Provision for Unspent CSR	8.27	-



41.1 Reason for Shortfall : Company has identified an ongoing project in meeting held among members of its CSR Committee. Company has transfer the remaining sum as per the Section 135 of Companies Act, 2013 and provisions thereof, on within 30 days of end of Financial Year i.e. Apr 30, 2022.

41.2 Nature of CSR Activites	FY 2021-22	FY 2020-21
Promoting gender equality, empowering women, setting up homes and hostels for women and orphans; setting up old age homes, day care centres and such other facilities for senior citizens and measures for reducing inequalities faced by socially and economically backward groups	<b>0.51</b>	<b>1.11</b>
Promoting education, including special education and employment enhancing vocation skills especially among children, women, elderly and the differently abled and livelihood enhancement projects	<b>13.01</b>	<b>20.58</b>
Ensuring environmental sustainability, ecological balance, protection of flora and fauna, animal welfare, agroforestry, conservation of natural resources and maintaining quality of soil, air and water including contribution to the Clean Ganga Fund set-up by the Central Government for rejuvenation of river Ganga	<b>1.62</b>	-
Eradicating hunger, poverty and malnutrition, promoting health care including preventive health care and sanitation including contribution to the Swach Bharat Kosh set-up by the Central Government for the promotion of sanitation and making available safe drinking water	<b>6.08</b>	-
Others	-	-
<b>Total</b>	<b>21.22</b>	<b>21.69</b>

41.3 The company has not dealt with any related party in regard to its CSR Activities

41.4 Where a provision is made with respect to a liability incurred by entering into a contractual obligation, the movements in the provision during the Year : Not Applicable

**42 Disclosure as per Ind AS 37: Provisions, Contingent Liabilities, Contingent Assets**

(₹ in lakhs)

Particulars	Note	Year ended Mar 31, 2022	Year ended Mar 31, 2021
<b>A. Contingent Liabilities</b>			
<b>Claims against the company not acknowledged as debt</b>			
Corporate Guarantee Given	<b>(b)</b>	400.00	400.00
		<b>400.00</b>	400.00
<b>B. Capital and other Commitments</b>			
<b>Others</b>			
The Company's capital commitments towards partially disbursed loans	<b>(c)</b>	2,900.39	1,742.70
		<b>2,900.39</b>	<b>1,742.70</b>

**Notes-**

- (a) During the Previous Financial Year, the company in view to settle all pending litigation with Income Tax Authority, had filled declaration under Vivaad se Vishvaas (VVS) Scheme and chosen to pay liability calculated under this act which pertains to FY 2011-12, 2013-14 & 2014-15. Accordingly, tax expense amounting to Rs. 284.84 lakhs admitted and shown as Earlier Year Taxes in Statement of Profit and Loss during the previous financial year. Further the company has admitted the partial demand which remained for FY 2012-13 after considering the ITAT pronouncement. Accordingly, tax expense amounting to Rs. 11.38 lakhs admitted and shown as Earlier Year Taxes in Statement of Profit and Loss during previous financial year.
- (b) During the previous year, the company has extended its corporate guarantee to NM Financiers Private Limited for Rs. 200 Lacs and Jain Autofin Private Limited for Rs. 200 Lacs towards borrowings taken by Starpoint Constructions Private Limited which continue to be exist
- (c) During the year the company has sanctioned loans to various customers. Some loan are partially disbursed and required to be fully disbursed if all basic requirements get fulfilled by the counterparty

**43 Disclosure as per Ind AS 24: Related Parties****(A) Name of Related parties and nature of relationship****(a) Investor Company**

Starpoint Constructions Private Limited	Holding more than 20% voting power
-----------------------------------------	------------------------------------

**(b) Directors and Key Management Personnel**

1. Deepak Baid	Managing Director
2. Aneesha Baid	Director
3. Prem Devi Baid	Director
4. Surendra Mehta	Non-executive Independent Director
5. Kishore Kumar Sansi	Non-executive Independent Director
6. Anil B Patwardhan	Non-executive Independent Director
7. Anurag Jain	Company Secretary (upto Jun 19, 21)
8. Gajendra S Shekhawat	Company Secretary (w.e.f. Jun 20, 21)
9. Piyush Somani	Chief Financial Officer

**(c) Relatives of Key Management Personnel**

1. Neha Somani	Wife of Piyush Somani
----------------	-----------------------

**(d) Enterprises in which Key Management Person and their Relatives are interested**

Dreamland Buildmart Private Limited	Deepak Baid and Prem Devi Baid is Director
Deepak Hitech Motors Private Limited	Deepak Baid and Prem Devi Baid is Director
Prem Dealers Private Limited	Prem Devi Baid is Director
Champalal Distributors Private Limited	Prem Devi Baid is Major Shareholder
Deepak Baid- HUF	Deepak Baid is karta
Tejkaran Baid & Sons HUF	Deepak Baid is karta
Piyush Somani HUF	Piyush Somani is karta



**(B) Transaction with the above related parties****(₹ in lakhs)**

Particulars	Year ended Mar 31, 2022	Year ended Mar 31, 2021
<b>Director Remuneration</b>		
Deepak Baid	240.00	140.00
Aneesha Baid	150.00	85.00
Prem Devi Baid	87.33	70.00
<b>Salary, Allowances &amp; Bonus</b>		
Piyush Somani	27.48	18.12
Neha Somani	13.86	9.05
Gajendra S Shekhawat	5.14	-
Anurag Jain	2.85	6.22
<b>Legal &amp; Professional Fees</b>		
Piyush Somani HUF	-	3.50
Neha Somani	-	3.50
<b>Rent paid to</b>		
Deepak Baid	22.34	20.15
Aneesha Baid	4.30	6.50
Prem Devi Baid	2.88	2.60
<b>Unsecured Loan from</b>		
Aneesha Baid	412.36	259.00
Deepak Baid	3,075.46	1,382.74
Deepak Baid HUF	-	34.00
Prem Devi Baid	796.18	499.00
Tejkaran Baid & Sons HUF	1.00	13.00
Champalal Distributors Private Limited	-	182.40
Deepak Hitech Motors Private Limited	50.00	180.50
Prem Dealers Private Limited	75.00	11.00
Starpoint Constructions Private Limited	122.00	131.00
<b>Loan Repaid</b>		
Aneesha Baid	477.23	250.64
Deepak Baid	3,122.42	1,320.94
Deepak Baid HUF	20.87	180.59
Prem Devi Baid	1,039.20	648.24



Particulars	Year ended Mar 31, 2022	Year ended Mar 31, 2021
Tejkaran Baid & Sons HUF	14.41	20.45
Champalal Distributors Private Limited	-	185.56
Deepak Hitech Motors Private Limited	50.00	180.66
Prem Dealers Private Limited	76.02	11.00
Starpoint Constructions Private Limited	125.56	131.98
<b>Interest on loan(expenses)</b>		
Aneesha Baid	18.75	10.76
Deepak Baid	39.59	32.29
Deepak Baid-HUF	0.95	13.82
Prem Devi Baid	40.58	46.81
Tejkaran Baid & Sons-HUF	0.97	1.78
Champalal Distributors Private Limited	-	3.41
Deepak Hitech Motors Private Limited	-	0.17
Prem Dealers Private Limited	1.02	0.03
Starpoint Constructions Private Limited	3.56	1.06

Note 1. In addition to above Mr Deepak Baid, Mrs Aneesha Baid and Mrs Prem Devi Baid have given their personal guarantee in various loans obtained by Laxmi India Finleasecap Private Limited. Starpoint Constructions Pvt Ltd, Deepak Hitech Motors Pvt Ltd and Dreamland Buildmart Pvt Ltd have also given their corporate guarantee in various loans obtained by the company.

Note 2. During the Prev FY, the company has extended its corporate guarantee to NM Financiers Private Limited for Rs. 200 Lacs and Jain Autofin Private Limited for Rs. 200 Lacs towards borrowings taken by Starpoint Constructions Private Limited. Such Guarantee still exist

**(C) Outstanding Balances of the above related parties - Receivable/(Payable)**

(₹ in lakhs)

Particulars	As at Mar 31, 2022	As at Mar 31, 2021
<b>Unsecured Loan</b>		
Aneesha Baid	69.01	115.13
Deepak Baid	286.31	293.69
Deepak Baid HUF	-	19.92
Prem Devi Baid	113.33	315.77
Tejkaran Baid & sons HUF	-	12.45
<b>Advances to Staff</b>		
Anurag Jain	-	2.00

**(D) Compensation of KMP****(₹ in lakhs)**

Particulars	Year ended Mar 31, 2022	Year ended Mar 31, 2021
Short Term Employee Benefits	526.66	328.39
<b>Total</b>	<b>526.66</b>	<b>328.39</b>

Remuneration does not include provision for gratuity and leave encashment and other defined benefits which are provided based on actuarial valuation on an overall Company basis.

**(E) Terms and Conditions of transactions with related parties**

All the transactions with these related parties are priced on an arm length's basis.

**44** Loans or Advances in the nature of loans granted to promoters, directors, KMPs and the related parties (as defined under the Companies Act, 2013), either severally or jointly with any other person that are:

1. Repayable on demand
2. Without specifying any terms or period of repayment

Type of Borrower	Amount of loan or advance in the nature of loan outstanding	Percentage to the total Loans and Advances in the nature of loans
Promoter	Nil	Nil
Directors	Nil	Nil
KMPs	Nil	Nil
Related Parties as per Sec 2(76) of Companies Act, 2013 except above	Nil	Nil

**45 Disclosure as per Ind AS 116: Leases**

The company lease primarily consist of leases for office premises. These agreements are generally renewable on mutually agreed terms.

The weighted average incremental borrowing rate applied to lease liabilities during 2021-22 is 12.50 % and 2020-21 is 13.66%.

**Practical Expedients applied:**

1. The company has elected not to apply the recognition, measurement and presentation requirements of the standard to all short term leases (leases which have a lease term of 12 months or less and do not contain a purchase option), and to leases of low value assets on a lease-by-lease basis.
2. The company has elected not to separate non-lease components from lease components, and account for the whole contract as a single lease component, in case of vehicles taken on lease.
3. On 24th July 2020, the MCA issued a notification as the Companies (Ind AS) Amendment Rules, 2020, which has come into force as on the date of publication. These amendments provide relief for lessees in the accounting for rent concessions granted as direct consequences of COVID-19. The Company have received the rental concession during the period April 2020 to July 2020 amounting to Rs. 0.59 lakhs (disclosed under "other income") in previous year ended march 21.



Leases		(₹ in lakhs)	
Particulars	Year ended Mar 31, 2022	Year ended Mar 31, 2021	
<b>(i) Movement of ROU Asset</b>			
Balance at beginning of the year	17.51	13.93	
Additions	18.99	13.04	
Deletions	(13.95)	-	
<b>Gross Carrying value of asset</b>			
Less: Depreciation of ROU Assets	(11.16)	(9.46)	
<b>Net carrying value/Balance at end of the year</b>	<b>11.40</b>	<b>17.51</b>	
<b>(ii) Movement of Lease Liabilities</b>			
Balance at beginning of the year	18.21	14.42	
Additions	18.85	12.91	
Finance cost accrued during the period	2.48	1.63	
Deletions	(14.79)	-	
Paid/ payable lease liabilities	(12.86)	(10.75)	
<b>Balance at end of the year</b>	<b>11.90</b>	<b>18.21</b>	
<b>(iii) Maturity Analysis of Lease Liability</b>			
Contractual undiscounted cashflows:			
Less than one year	7.10	10.26	
One to five years	6.35	10.36	
More than five years	-	-	
<b>Total undiscounted lease liability</b>	<b>13.44</b>	<b>20.62</b>	
<b>(iv) Lease liabilities included in the statement of financial position( p&amp;l)</b>			
Interest on lease liabilities	2.48	1.63	
Depreciation of ROU Assets	11.16	9.46	
Expenses related to short term leases	102.48	74.59	
<b>Total expense booked in p&amp;l</b>	<b>116.11</b>	<b>85.68</b>	

#### 46 Disclosure as per Ind AS 19 ' Employee Benefits'

##### A) Defined contribution plans

The Company makes Provident Fund and Employee State Insurance Scheme contributions which are defined contribution plans for qualifying employees. Under the Schemes, the Company is required to contribute a specified percentage of the payroll costs to fund the benefits.

The contributions payable to these plans by the Company are at rates specified in the rules of the Schemes. During the year company has recognised the following amounts in the statement of profit and loss account:

Particulars		(₹ in lakhs)	
Particulars	Year ended Mar 31, 2022	Year ended Mar 31, 2021	
<b>Contributions to</b>			
Provident fund	39.78	31.00	
Employee state insurance	18.40	11.90	
<b>Total</b>	<b>58.18</b>	<b>42.90</b>	



**B) Defined Benefit plan - Gratuity**

The Company has a defined benefit gratuity plan. Every employee who has rendered continuous service of five years or more is entitled to gratuity at 15 days salary (15/26 X last drawn basic salary ) for each completed year of service subject to a maximum of ₹20 Lakhs on retirement, resignation, termination, disablement or on death, in accordance with Payment of Gratuity Act, 1972. Present value of gratuity obligation is determined based on actuarial valuation using the projected unit credit method which recognizes each period of service as giving rise to additional unit of employee benefit entitlement and measures each unit separately to build up the final obligation. The liability is unfunded.

(₹ in lakhs)

Particulars	Year ended Mar 31, 2022	Year ended Mar 31, 2021
<b>(i) Change in defined benefit obligation</b>		
Defined benefit obligation, beginning of the year	35.16	29.94
Current service cost	25.64	16.52
Interest cost	2.34	1.99
Past service cost	-	-
Benefits paid	-	-
Actuarial (gains)/losses	10.66	(13.29)
<b>Defined benefit obligation, end of the year</b>	<b>73.79</b>	<b>35.16</b>
<b>(ii) Net Liability/(Asset) recognized in the Balance Sheet</b>		
Present value of defined benefit obligation	73.79	35.16
Fair value of plan assets	-	-
<b>Net liability</b>	<b>73.79</b>	<b>35.16</b>
<b>(iii) Expenses recognized in Statement of Profit or Loss</b>		
Current service cost	25.64	16.52
Past Service cost	-	-
Interest cost	2.34	1.99
<b>Total Expense recognised in statement of profit or loss</b>	<b>27.98</b>	<b>18.51</b>
<b>(iv) Remeasurements recognized in other comprehensive income(OCI)</b>		
Changes in demographic assumptions	(14.15)	(22.57)
Changes in financial assumptions	2.92	2.74
Experience adjustments	21.89	6.54
<b>Total Actuarial (Gain) / Loss recognised in OCI</b>	<b>10.66</b>	<b>(13.29)</b>
<b>(v) Maturity Profile of Defined Benefit Obligation</b>		
Year 1	0.15	0.23
Year 2	0.19	0.22
Year 3	11.17	0.28
Year 4	15.15	4.90
Year 5	19.76	8.93
Next 5 years	96.05	34.82





Particulars	Year ended Mar 31, 2022	Year ended Mar 31, 2021
<b>(vi) Sensitivity Analysis for significant assumptions*</b>		
Increase/(Decrease) on present value of defined benefits obligation at the end of the year		
1% increase in salary escalation rate	5.11	4.63
1% decrease in salary escalation rate	(5.14)	(3.96)
1% increase in discount rate	(5.29)	(4.04)
1% decrease in discount rate	5.36	4.84
<b>(vii) Acturial Assumptions</b>		
Discount rate (p.a)	6.30%	6.65%
Salary Escalation Rate (p.a.)	10.00%	10.00%
Retirement age	60 years	60 years
Mortality (Including provision for disability)	IALM (2012-14) Table Ultimate	
Attrition Rate	Varies between 13.64% p.a to 16.84% p.a. depending upon duration and age of the employees	Varies between 8.00% p.a to 10.00% p.a. depending upon duration and age of the employees

\* These Sensitivities have been calculated to show the movement in defined benefit obligation in isolation and assuming there are no other changes in market conditions at the accounting date. There have been no changes from the previous periods in the methods and assumptions used in preparing the sensitivity analyses. This analysis may not be representative of the actual change in the defined benefit obligations as it is unlikely that the change in assumptions would occur in isolation of one another as some of the assumptions may be correlated.

The expected contribution for defined benefit plan for the next financial year would be Nil.

According to the company policy, leave balances are not carried forward to next years and any balance of leave outstanding as at year end is lapsed, therefore there is no provision for leave encashment as at March 31, 2022 and March 31, 2021.

**Valuations are based on certain assumptions, which are dynamic in nature and vary over time. As such company is exposed to various risks as follow :**

- Changes in Discount rate - Reduction in discount rate in subsequent valuations can increase the plan's liability.
- Salary increase risk - Actual salary increases will increase the Plan's liability. Increase in salary increase rate assumption in future valuations will also increase the liability.
- Life expectancy - Actual deaths & disability cases proving lower or higher than assumed in the valuation can impact the liabilities.
- Withdrawals - Actual withdrawals proving higher or lower than assumed withdrawals and change of withdrawal rates at subsequent valuations can impact Plan's liability.



Particulars	As at Mar 31, 2021	As at Mar 31, 2020
<b>(i) Change in defined benefit obligation</b>		
Defined benefit obligation, beginning of the year	29.94	22.55
Current service cost	16.52	20.98
Interest cost	1.99	1.55
Past service cost	-	-
Benefits paid	-	-
Acturial (gains)/losses	(13.29)	-15.15
<b>Defined benefit obligation, end of the year</b>	<b>35.16</b>	<b>29.93</b>
<b>(ii) Net Liability/(Asset) recognized in the Balance Sheet</b>		
Present value of defined benefit obligation	35.16	29.94
Fair value of plan assets	-	-
<b>Net liability</b>	<b>35.16</b>	<b>29.94</b>
<b>(iii) Expenses recognized in Statement of Profit or Loss</b>		
Current service cost	16.52	20.98
Past Service cost	-	-
Interest cost	1.99	1.55
<b>Total Expense recognised in statement of profit or loss</b>	<b>18.51</b>	<b>22.53</b>
<b>(iv) Remeasurements recognized in other comprehensive income(OCI)</b>		
Changes in demographic assumptions	(22.57)	0.04
Changes in financial assumptions	2.74	-43.68
Experience adjustments	6.54	28.49
<b>Total Acturial (Gain) / Loss recognised in OCI</b>	<b>(13.29)</b>	<b>(15.15)</b>
<b>(v) Maturity Profile of Defined Benefit Obligation</b>		
Year 1	0.23	0.06
Year 2	0.22	0.06
Year 3	0.28	0.10
Year 4	4.90	0.15
Year 5	8.93	1.61
Next 5 years	34.82	14.92
<b>(vi) Sensitivity Analysis for significant assumptions*</b>		
Increase/(Decrease) on present value of defined benefits obligation at the end of the year		
1% increase in salary escalation rate	4.63	7.43
1% decrease in salary escalation rate	(3.96)	-5.83
1% increase in discount rate	(4.04)	-5.93
1% decrease in discount rate	4.84	7.76



Particulars	As at Mar 31, 2021	As at Mar 31, 2020
<b>(vii) Actuarial Assumptions</b>		
Discount rate (p.a)	6.55%	6.88%
Salary Escalation Rate (p.a.)	10.00%	10.00%
Retirement age	60 years	60 years
Mortality (Including provision for disability)	IALM (2012-14) Table Ultimate	
Attrition Rate	Varies between 10% p.a to 8% p.a. depending upon duration and age of the employees	Varies between 2% p.a to 1% p.a. depending upon duration and age of the employees

\* These Sensitivities have been calculated to show the movement in defined benefit obligation in isolation and assuming there are no other changes in market conditions at the accounting date. There have been no changes from the previous periods in the methods and assumptions used in preparing the sensitivity analyses. This analysis may not be representative of the actual change in the defined benefit obligations as it is unlikely that the change in assumptions would occur in isolation of one another as some of the assumptions may be correlated.

The expected contribution for defined benefit plan for the next financial year would be Nil.

According to the company policy, leave balances are not carried forward to next years and any balance of leave outstanding as at year end is lapsed, therefore there is no provision for leave encashment as at March 31, 2021 and March 31, 2020.

**Valuations are based on certain assumptions, which are dynamic in nature and vary over time. As such company is exposed to various risks as follow :**

- Changes in Discount rate - Reduction in discount rate in subsequent valuations can increase the plan's liability.
- Salary increase risk - Actual salary increases will increase the Plan's liability. Increase in salary increase rate assumption in future valuations will also increase the liability.
- Life expectancy - Actual deaths & disability cases proving lower or higher than assumed in the valuation can impact the liabilities.
- Withdrawals - Actual withdrawals proving higher or lower than assumed withdrawals and change of withdrawal rates at subsequent valuations can impact Plan's liability.

#### **47 Disclosure as per Ind AS-107 'Financial Instruments' Financial Risk Management**

The Company's Principal financial liabilities comprise borrowings. The main purpose of these financial liabilities is to finance the Company's operations. At the other hand company's Principal financial assets include loans and cash and cash equivalents that derive directly from its operations.

As a lending institution, Company is exposed to various risks that are related to lending business and operating environment. The Principal Objective in Company's risk management processes is to measure and monitor the various risks that Company is subject to and to follow policies and procedures to address such risks. The Company's risk governance structure operates with a robust board and risk management committee with a clearly laid down charter and senior management direction and oversight. The board oversees the risk



management process and monitors the risk profile of the company directly as well as through its sub committees including the Audit Committee, the Asset Liability Supervisory Committee and the Risk Management Committee. The key risks faced by the company are liquidity risk, credit risk, Concentration risk, market risk, interest rate risk and Operational Risk.

**Company is exposed to following risk from the use of its financial instrument:**

- Credit Risk
- Liquidity Risk
- Market Risk
- Concentration Risk
- Interest Rate Risk
- Operational Risk

**(i) Credit risk**

Credit risk arises when a borrower is unable to meet financial obligations under the loan agreement to the Company. This could be either because of wrong assessment of the borrower's repayment capabilities or due to uncertainties in future. The effective management of credit risk requires the establishment of appropriate credit risk policies and processes.

**Loan Asset:**

The company has comprehensive and well-defined credit policies across all products and segments, which are backed by analytics and technology for mitigating the risks associated with them. Company has developed "Credit scoring model" which uses quantitative measures of the performance and characteristics of past loans to predict the future performance of loans with similar characteristics. It is a statistical method of assessing the credit risk associated with new loan applications. Various Parameters or risk identifiers of this function are empirically designed; that is, they are developed entirely from information and experience gained through prior experience. It is the set of decision models and their underlying techniques that aid the company in determining to ascertain the credit worthiness of a potential customer and also fairly price credit risks. It is an objective risk assessment/identification tool, as opposed to subjective methods that rely on a credit underwriter's opinion. It helps the company in taking credit decisions in a consistent manner.

Company gives due importance to prudent lending practices and have implemented suitable measures for risk mitigation, which include verification of credit history from credit information bureaus, cash flow analysis, physical verifications of a customer's business and residence and field visits and required term cover for insurance.

The company has a robust post sanction monitoring process to identify credit portfolio trends and early warning signals.

**Cash & Cash Equivalents, Bank Deposits & Other Financial assets:**

Credit Risk on cash and cash equivalent, deposits with the banks/financial institutions is generally low as the said deposits have been made with the banks/ financial institutions who have been assigned high credit rating by international and domestic rating agencies.

The Company held cash and cash equivalents of ₹ 4,687.97 and ₹ 5,218.23 lakhs on Mar 31, 2022 and Mar 31, 2021 respectively and other deposits with banks and financial institutions of ₹1606.14 and ₹1286.47 Lakhs on Mar 31, 2022 and Mar 31, 2021 respectively.

**(ii) Concentration of Risk/Exposure**

Concentration of credit risk arise when a number of counterparties or exposures have comparable economic characteristics, or such counterparties are engaged in similar activities or operate in same geographical area or industry sector so that collective ability to meet contractual obligations is uniformly affected by changes in economic, political or other conditions.

The Company is in retail lending business in western & central India.



Vehicle Finance segment (consisting of new and used Commercial Vehicles, Passenger Vehicles, Tractors and Construction Equipment) is lending against security of hypothecation on underlying vehicle and contributes to 11-12 % of the loan book of the Company as of March 31, 2022 (18-19 % as of March 31, 2021). Portfolio is reasonably well diversified across 3 (P Y 3) states of the country. Similarly, sub segments within Vehicle Finance like Heavy Commercial Vehicles, Light Commercial Vehicles, Car and Multi Utility Vehicles, three wheeler and Small Commercial Vehicles, Tractors and Construction Equipment have sufficient portfolio share leading to well diversified product mix.

MSME & Loan against Property segment is mortgage loan against security of immovable property (primarily self-occupied residential property) to self employed non-professional category of borrowers and contributes to 86-87% approx of the lending book of the company as of March 31, 2022 (79-80 % approx as of March 31, 2021). Portfolio is diversified and distributed sufficiently between 3 states i.e. Rajasthan, Gujarat ,Madhya Pradesh.

The Concentration of risk is managed by company for each product by its region and its sub segments. Company did not overly depend on few regions or sub-segments as of March 31, 2022.

#### Carrying amount of maximum credit risk as on reporting date

(₹ in lakhs)

Particulars	As at Mar 31, 2022	As at Mar 31, 2021
<b>Financial assets for which loss allowance is measured using 12 month Expected Credit Loss</b>		
Cash & Cash Equivalent	4,687.97	5,218.23
Bank balances other than cash and cash equivalents	1,606.14	1,286.47
Investments	2,034.65	101.22
Other Financial Asset	2,189.20	2,281.51
Loans	42,270.15	27,080.45
<b>Financial assets for which loss allowance is measured using Lifetime Expected Credit Loss</b>		
Loans	2,352.91	1,871.80
<b>Total</b>	<b>55,141.02</b>	<b>37,839.68</b>

#### (iii) Liquidity Risk

Liquidity risk is the risk that the Company will encounter difficulty in meeting the obligations associated with its financial liabilities that are settled by delivering cash or another financial asset. The objective of Liquidity risk management is to maintain sufficient liquidity and ensure that funds are available for use as per requirement. Liquidity risk may arise because of the possibility that the company might be unable to meet its payment obligations when they fall due as a result of mismatches in the timing of the cash flows under both normal and stress circumstances caused by a difference in the maturity profile of Company assets and liabilities. This risk may arise from the unexpected increase in the cost of funding an asset portfolio at the appropriate maturity and the risk of being unable to liquidate a position in a timely manner and at a reasonable price.

The Company's approach to managing liquidity is to ensure, as far as possible, that it will always have sufficient liquidity to meet its liabilities when due, under both normal and stressed conditions, without incurring unacceptable losses or risking damage to the Company's reputation.

The company manages liquidity risk by maintaining adequate cash and bank balances and access to undrawn committed borrowing facilities, by continuously monitoring forecast and actual cash flows, and by matching the maturity profiles of financial assets and liabilities.





The table below summarises the maturity profile of the Company's financial liabilities based on contractual undiscounted payments:

(₹ in lakhs)

Particulars	On Demand	0-1 year	1-5 Years	More than 5 years	Total
<b>As at Mar 31, 2022</b>					
Borrowings	299.64	14,588.44	20,580.61	2,866.06	38,334.75
Debt Securities	-	1,555.63	1,323.23	-	2,878.86
Other Financial Liabilities	-	1,720.28	-	-	1,720.28
<b>Total</b>	<b>299.64</b>	<b>17,864.35</b>	<b>21,903.84</b>	<b>2,866.06</b>	<b>42,933.89</b>
<b>As at Mar 31, 2021</b>					
Borrowings	0.01	12,701.48	19,003.35	3,467.89	35,172.73
Debt Securities	-	1,065.25	2,861.04	-	3,926.29
Other Financial Liabilities	-	1,764.45	-	-	1,764.45
<b>Total</b>	<b>0.01</b>	<b>15,531.18</b>	<b>21,864.39</b>	<b>3,467.89</b>	<b>40,863.47</b>

**(iv) Market Risk**

Market risk is the risk of loss of future earnings, fair values or future cash flows that may result from a change in the price of a financial instrument. The value of a financial instrument may change as a result of changes in the interest rates, foreign currency exchange rates, commodity prices, equity prices and other market changes that affect market risk sensitive instruments. Market risk is attributable to all market risk sensitive financial instruments including investments and deposits, foreign currency receivables, payables and borrowings. The Company's exposure to market risk is primarily on account of interest rate risk and liquidity risk. The objective of the company is to manage and control market risk exposures within acceptable parameters, while optimizing the return.

**(v) Interest Rate Risk**

The Company is subject to interest rate risk, primarily since it lends to customers at rates and for maturity years that may differ from funding sources. Interest rates are highly sensitive to many factors beyond control, including the monetary policies of the Reserve Bank of India, deregulation of the financial sector in India, domestic and international economic and political conditions, inflation and other factors. In order to manage interest rate risk, the Company seek to optimize borrowing profile between short-term and long-term loans. The Company adopts funding strategies to ensure diversified resource-raising options to minimize cost and maximize stability of funds. Assets and liabilities are categorized into various time buckets based on their maturities and Asset Liability Management Committee supervise an interest rate sensitivity report periodically for assessment of interest rate risks.

Change in interest rate affects Company's earnings (measured by NII or NIM) and corresponding net worth, Hence it is essential for the Company to not only quantify the interest rate risk but also to manage it proactively. The Company mitigates its interest rate risk by keeping a balanced mix of borrowings. The Company lends at fixed rate of interest thus, the company is not exposed to interest rate risk on loans.

**Interest Rate Exposure:****(₹ in lakhs)**

Particulars	As at Mar 31, 2022	As at Mar 31, 2021
<b>A. Fixed Rate Borrowings</b>	19,664.05	20,520.32
<b>B. Floating Rate Borrowings</b>	18,670.70	14,652.38
<b>Total Borrowings</b>	<b>38,334.75</b>	<b>35,172.71</b>

**Fair Value Sensitivity analysis for Fixed rate - Instrument**

The Company does not account for any Fixed rate -Financial Asset and Financial Liabilities at Fair value through profit or loss. Therefore, a change in interest rates at the reporting date would not affect profit or loss.

**Cash Flow Sensitivity analysis for Variable rate -Instrument**

A reasonably possible change of 100 basis points in interest rates at the reporting date would have increased (decreased) profit or loss by the amount shown below

**The following table demonstrates the sensitivity to a reasonably possible change in interest rates (all other variables being constant) of the Company's statement of profit and loss:**

**(₹ in lakhs)**

Particulars	Year Ended Mar 31, 2022		Year Ended Mar 31, 2021	
	Carrying Value	Fair Value	Carrying Value	Fair Value
Borrowings (Floating)	18,670.70	18,670.70	14,652.38	14,652.38
Increase in basis points (+/- 1%)	(186.71)	(186.71)	(146.52)	(146.52)
Decrease in basis points (+/- 1%)	186.71	186.71	146.52	146.52

**(vi) Operational risk**

Operational risk is the risk of loss resulting from inadequate or failed internal processes, people and system or from external events. Operational risk is associated with human error, system failures and inadequate procedures and controls. It is the risk of loss arising from the potential that inadequate information system; technology failures, breaches in internal controls, fraud, unforeseen catastrophes, or other operational problems may result in unexpected losses.

The Company recognizes that operational risk event types that have the potential to result in substantial losses includes Internal fraud, External fraud, employment practices and workplace safety, clients, products and business practices, business disruption and system failures, damage to physical assets, and finally execution, delivery and process management.

The Company cannot expect to eliminate all operational risks, but it endeavours to manage these risks through a control framework and by monitoring and responding to potential risks. Controls include effective segregation of duties, access, authorisation and reconciliation procedures, staff education and assessment processes, such as the use of concurrent audit.

The company has put in place a robust Disaster Recovery (DR) plan and Business Continuity Plan (BCP) is further put in place to ensure seamless continuity of operations including services to customers, when confronted with any adverse events.

**48 Disclosure as per Ind AS 105 - Non- Current Asset held for Sale**

The Land of the company at gopalpura amounting to ₹97.38 Lakhs has been classified as held for **sale as on Sep 1, 2020** and it is excepted that the money from sale of asset will be realized. It was reclassified to property plant and Equipment due to cancellation of deal and subsequent change in management view.

**49 Capital Management**

For the purpose of Company's Capital Management, Capital includes issued equity share capital & Borrowings. The primary objective of Company's Capital Management is to maximize shareholder's value and to maintain an appropriate capital structure of debt and equity. The company manages its capital structure and makes adjustments in the light of changes in economic environment and the requirements of financial covenants. The company manages its capital using Debt to Equity Ratio which is Net Debt/Total Equity. Net Debt is total borrowing (Non-current and current) less cash and cash equivalent.

(₹ in lakhs)

Particulars	As at Mar 31, 2022	As at Mar 31, 2021
Debt Securities	2,878.86	3,926.29
Borrowings	38,334.75	35,172.71
Less: Cash and Cash Equivalents	4,687.97	5,218.23
<b>Net Debt</b>	<b>36,525.64</b>	<b>33,880.77</b>
<b>Total Equity (Without deducting Fictitious Assets and Intangible Assets)</b>	<b>12,742.09</b>	<b>9,966.55</b>
<b>Gross Debt to Equity Ratio</b>	3.23	3.92
<b>Net Debt to Equity Ratio</b>	2.87	3.40

**50 Disclosure as per Ind AS 115 - Revenue from Contract with Customers****I. The company has recognised following amount related to revenue in the Statement of Profit and Loss**

(₹ in lakhs)

Particulars	Year ended Mar 31, 2022	Year ended Mar 31, 2021
Fees Based Income	204.16	106.62
Other Income	5.11	0.70
<b>Total</b>	<b>209.27</b>	<b>107.32</b>

**II. Disaggregation of Revenue**

The table below presents disaggregated revenues from contracts with customers by nature of primary geographical market, major product service lines and timing of revenue recognition for the years ended March 31, 2022 and March 31, 2021 respectively. The Company believes that this disaggregation best depicts how the nature, amount, timing and uncertainty of our revenues and cash flows are affected by industry, market and other economic factors.



(₹ in lakhs)

Particulars	Year ended Mar 31, 2022	Year ended Mar 31, 2021
<b>Primary geographical market</b>		
India	209.27	107.32
<b>Total</b>	<b>209.27</b>	<b>107.32</b>
<b>Major products/ service lines</b>		
Fees Based Income	204.16	106.62
Other Income	5.11	0.70
<b>Total</b>	<b>209.27</b>	<b>107.32</b>
<b>Timing of revenue recognition</b>		
At a Point of Time	209.27	107.32
Over a period of time	-	-
<b>Total</b>	<b>209.27</b>	<b>107.32</b>

**51 Disclosure as per Ind AS 108: Operating Segments**

a) The Managing Director (MD) of the company has been identified as the chief operating decision maker (CODM) as defined by the Ind AS 108 "Operating Segments". The Company's Operating segments are established in the manner consistent with the components of company that are evaluated regularly by the CODM. The company is engaged primarily in the business of financing and operates in a single reportable segment i.e. lending to retail customers under various product lines, having similar risks and returns.

**b) Geographical Information**

The Company operates in a single geographical area - India (country of domicile) .

All of the Company's non current assets are located in India

**c) Information about major customers**

During the year ended Mar 31, 2022 and Mar 31, 2021, there is no single customer contributes 10% or more to the Company's revenue.

**52 Collateral and Other Credit Enhancements**

Although collateral can be an important mitigation of credit risk, it is the Company's policy to lend on the basis of the customer's ability & intention to meet the repayment obligations out of cash flow resources other than placing primary reliance on collateral and other credit risk enhancements. The company obtains first and exclusive charge on all collateral for the loans given. MSME & LAP Loan are secured against immovable Property at the time of origination and Vehicle Loans are secured against Vehicles. The value of the property/Vehicle at the time of origination will be arrived by obtaining valuation report from Company's empanelled valuers. Security Interest in favor of the Company is created through deposit of title deed by equitable or registered Mortgage in case of Immovable Property and Registering Hypothecation in case of Vehicle. For Additional Security Purpose, Guarantee from third party also been taken in most cases.

The company does not obtain any other form of credit enhancement other than the above. All the loans are secured by way of tangible Collateral. Any surplus remaining after Settlement of outstanding debt by way of sale of collateral is returned to the borrower.

**53 Disclosure as per Ind AS-113 'Fair Value Measurements'**

The fair values of the financial assets and liabilities are included at the amount at which the instrument could be exchanged in an orderly transaction in the principal (or most advantageous) market at measurement date under the current market condition regardless of whether that price is directly observable or estimated using other valuation techniques.

The Company uses valuation techniques that are appropriate in the circumstances and for which sufficient data are available to measure fair value, maximising the use of relevant observable inputs and minimising the use of unobservable inputs.

The Company has established the following fair value hierarchy that categorizes the values into 3 levels. The inputs to valuation techniques used to measure fair value of financial instruments are:

**Level 1-** Level 1 hierarchy includes financial instruments measured using quoted prices. This Includes listed equity instruments that have quoted price. Listed and actively traded equity instruments are stated at the last quoted closing price on the National Stock Exchange of India Limited (NSE).

**Level 2-** The fair value of financial instruments that are not traded in active market is determined using valuation techniques which maximize the use of observable market data and rely as little as possible on entity specific estimates. If all significant inputs required to fair value an instrument are observable, the instrument is included in level 2.

**Level 3-** If one or more of the significant inputs is not based on observable market data, the instrument is included in level 3. The fair value of the financial assets and liabilities included in Level 3 is determined in accordance with generally accepted pricing models based on discounted cash flow analysis using prices from observable current market transactions and dealer quotes of similar instruments.

For assets and liabilities that are recognised in the financial statements on a recurring basis, the Company determines whether transfers have occurred between levels in the hierarchy by re-assessing categorisation (based on the lowest level input that is significant to the fair value measurement as a whole) at the end of each reporting year.

**Valuation Techniques:** The management assessed that cash and cash equivalents, bank balances other than cash & cash equivalents, other financial assets, trade payables, lease liability and other financial liabilities approximate their carrying amounts largely due to the short-term maturities of these instruments. The fair value of the financial assets and liabilities is included at the amount at which the instrument could be exchanged in a current transaction between willing parties, other than in a forced or liquidation sale. The following methods and assumptions were used to estimate the fair values of financial assets or liabilities.

**Fair Value Hierarchy**

The following table provides the fair value measurement hierarchy of the Company's assets and liabilities.

**Quantitative disclosure fair value measurement hierarchy of assets & liabilities as at March 31, 2022**

(₹ in lakhs)

Particulars	Level 1	Level 2	Level 3	Total
<b>Financial Assets</b>				
Investments	-	1,034.39	1,000.26	2,034.65
<b>Total</b>	-	<b>1,034.39</b>	<b>1,000.26</b>	<b>2,034.65</b>

**Quantitative disclosure fair value measurement hierarchy of assets & liabilities as at March 31, 2021**

(₹ in lakhs)

Particulars	Level 1	Level 2	Level 3	Total
<b>Financial Assets</b>				
Investments		101.22	-	101.22
<b>Total</b>	-	<b>101.22</b>	-	<b>101.22</b>



**(a) Financial Instruments by category****(₹ in lakhs)**

Particulars	As at Mar 31, 2022		
	Level	Carrying Value	Fair Value
<b>Financial Assets at Amortised Cost</b>			
Cash and cash equivalents	3	4,687.97	4,687.97
Other Bank Balances	3	1,606.14	1,606.14
Loans	3	44,623.05	44,623.05
Other Financial Assets	3	2,189.20	2,189.20
<b>Financial Liabilities at Amortised Cost</b>			
Borrowings	3	38,334.75	38,334.75
Debt Securities	3	2,878.86	2,878.86
Other Financial Liabilities	3	-	-

**(₹ in lakhs)**

Particulars	As at Mar 31, 2021		
	Level	Carrying Value	Fair Value
<b>Financial Assets at Amortised Cost</b>			
Cash and cash equivalents	3	5,218.23	5,218.23
Other Bank Balances	3	1,286.47	1,286.47
Loans	3	41,537.23	41,537.23
Other Financial Assets	3	2,281.51	2,281.51
<b>Financial Liabilities at Amortised Cost</b>			
Borrowings	3	35,172.71	35,172.71
Debt Securities	3	3,926.29	3,926.29
Other Financial Liabilities	3	-	-

**54 Disclosures regarding COVID-19 related measures:**

The 'severe acute respiratory syndrome coronavirus 2 (SARS-CoV-2)', generally known as COVID-19, which was declared as a global pandemic by World Health Organization on 11 March 2020, continues to spread across globe and in India. Globally countries and businesses were/are remained under lockdown. On 24 March 2020, the Government of India announced a 98 days lockdown during last financial year 2020-21.

During FY 2021-22, Second Wave of COVID-19 was observed and certain measures i.e. lockdown, night curfew, weekend curfew, restriction on working hours etc. were imposed by state governments based on situation of infection rate and sources availability. In Jan-22, third wave of COVID-19 was observed, which doesnot have any significant impact due to vast vaccination.

There is high level of uncertainty about the duration of the lockdown and the time required for things to get normal. The extent to which COVID-19 pandemic will impact the Company's provision on assets is dependent on the future developments which are highly uncertain. The impact of the global health pandemic may be different



from that estimated at the date of approval of these standalone financial results and the Company will continue to closely monitor any material changes to future economic conditions. The Company holds care of potential impact of COVID-19 based on the information available now. In accordance with the RBI guidelines relating to COVID-19 Regulatory Package dated 27 March 2020 and 17 April 2020, the lending institutions have been permitted to grant a moratorium of maximum period of three months on payment of all instalments and / or interest, as applicable, falling due between 1 March 2020 and 31 May 2020 ('moratorium period') to eligible borrowers in accordance with the Board approved policy. For all such accounts where the moratorium is granted, the asset classification shall remain stand still during the moratorium period. The period was further extended for a maximum period of three months on payment of all instalments and / or interest, as applicable, falling due between 1 June 2020 and 31 August 2020.

Subsequent to such circular, the company had approved loan moratorium policy in a Board meeting held on 31 March, 2020. The policy offers EMI moratorium to eligible customers based on request as well as on a suo-moto basis.

In accordance with the RBI guidelines relating to "Resolution Framework for COVID related stress" along with "Micro, Small and Medium Enterprises (MSME) sector – Restructuring of Advances" dated Aug 6, 2020, the lending institutions have been permitted to do one time loan restructuring subject to conditions laid down in such circulars in eligible accounts based on request of customers in accordance with the Board approved policy. For all such accounts where the restructuring is affected, if any, the asset classification shall remain stand still until it makes a default after restructuring implementation.

According to such circular, the company had approved loan restructuring policy in a Board meeting held on Sep 1, 2020. The policy offers one-time loan restructuring in eligible customers based on request.

**Going Concern:**

The Company, at this juncture, is focused on capital preservation, balance sheet protection and operating expenses management. Given its healthy capital adequacy, strong liquidity position, lower gross NPA and net NPA, diversified portfolio mix, granular geographical distribution and strong risk metrics, the company is confident of successfully dealing with challenges posed by COVID-19.

**55 Transfer of Financial Assets**

Transferred financial assets that are not derecognized in their entirety

**Securitisation :**

During FY 2018-19, the Company had transferred its receivables through securitisation agreement with a first loss default guarantee (FLDC) . The company has also agreed to provide servicing assistance to the transferee pursuant to the terms of servicing agreement.

As per previous GAAP ,the above loans were de-recognised as they satisfy the true sale criteria

As per Ind AS 101, an entity should apply the derecognition requirements in Ind AS 109. Financial Instrument prospectively for transactions occurring on or after the date of transition to Ind ASs. As per Ind AS exemption, the Corporation has not reassessed the securitisation transactions entered before the transition date and the same is continued to be derecognised.

Under IND AS, the company continues to recognise its entirety in the balance sheet because it retains credit risk on the receivables transferred(due to FLDG). Hence the company continues to recognize its receivables in books of account and cash received on assignment is recognised as an associated liability

The company had no ability to use these assets during the tenure of the receivables in view of the legal transfer pursuant to assignment agreement.

During FY 2020-21 and 2021-22, the company has not entered into securitisation transactions

**Co- Lending**

During the year, The Company has entered into an agreement for Co-Lending with Capital India Finance Private Limited. The Company due to risk associate with such portfolio didn't recognised loan portfolio from the books.

As per IGAAP, these asset are required to be dereognise proportionately.

As per Ind AS, the asset should not be derecognised untill and unless associated risk are not transferred entirely.

The following table sets out the carrying amount of financial assets transferred that are not derecognised in their entirely and associated liabilities:

(₹ in lakhs)

Particulars	Year ended Mar 31, 2022	Year ended Mar 31, 2021
Carrying value of derecognised financial asset (Proportionate)	9.19	-
Carrying value of derecognised financial asset (Retained Portion)	81.14	-
Associated Liabilities	81.77	-
<b>Total</b>	<b>8.56</b>	<b>-</b>

**Business Correspondant**

During the year, The Company has entered into an agreement for Business Correspondent with Capital Small Finance Bank Limited. The Company due to risk associate with such portfolio didn't recognised loan portfolio from the books.

As per IGAAP, these asset are required to be dereognise entirely.

As per Ind AS, the asset should not be derecognised untill and unless associated risk are not transferred entirely.

The following table sets out the carrying amount of financial assets transferred that are not derecognised in their entirely and associated liabilities:

(₹ in lakhs)

Particulars	Year ended Mar 31, 2022	Year ended Mar 31, 2021
Carrying value of derecognised financial asset (Proportionate)	17.18	-
Carrying value of derecognised financial asset (Retained Portion)	77.92	-
Associated Liabilities	78.08	-

**Assignment Deal:**

After Date of Transition to Ind AS i.e Apr 1, 2019 ,the Company has sold some loans and advances measured at amortised cost as per assignment deals, as a source of finance. As per the terms of these deals, since substantial risk and rewards related to these assets were transferred to the buyer, the assets have been decognised from the Company's balance sheet.

The management has evaluated the impact of assignment transactions done during the year for its business model. Based on the future business plan, the Company business model remains to hold the assets for collecting contractual cash flows.

The table below summarises the carrying amount of the derecognised financial assets measured at amortised cost and the gain on derecognition, per type of asset.



(₹ in lakhs)

Particulars	Year ended Mar 31, 2022	Year ended Mar 31, 2021
Carrying value of derecognised financial asset	5,742.80	1,381.88
Gain from derecognition	1,365.52	442.91

During the year, the company has done without recourse assigned loan receivables of 1316 contracts (P.Y. 232Contracts) amounting Rs. 6380.88 lakhs/-(P.Y Rs. 1535.43 lakhs/-) with over collateral amount of Rs.6380.88 lakhs/-(P.Y. 1535.43 lakhs/-) and de-recognized the assets from the books of Rs. 5742.80 lakhs/- (P.Y. Rs 1381.88 lakhs/-)

#### 56 Details of Dues to Micro and Small Enterprises as Defined under the MSMED Act, 2006

Payment against the supplies from the undertakings covered under the Micro, Small & Medium Enterprises Development Act, 2006 are generally made in accordance with the agreed credit terms. On the basis of information and record available with the management, the details of the outstanding balances of such suppliers and interest due on such accounts as on March 31, 2022 is Disclosed under Note No . 14.1 .The Company has neither paid any interest nor such interest is payable to buyer covered under the MSMED Act, 2006.

#### 57 Details of Ratings Assigned By Credit Rating Agencies and Migration Of Ratings during The Year

Particulars	Rating Agencies	Date of Rating Agencies	Rating valid upto	2021-22	2020-21
<b>Bank Loan rating</b>	Acuite Ratings & Research Limited	30-Mar-22	25-Feb-23	A-	BBB+
<b>Bank Loan rating</b>	Brickworks Ratings (India) Private Limited	28-Oct-22	28-Oct-23	BBB+	BBB+
<b>Non-Convertible Debentures</b>	Acuite Ratings & Research Limited	30-Mar-22	25-Feb-23	A-	BBB+
<b>Non-Convertible Debentures</b>	Brickworks Ratings (India) Private Limited	28-Oct-22	28-Oct-23	BBB+	BBB+

#### 58 Remuneration of non-executive directors

(₹ in lakhs)

Name of Director	Nature of Payment	As at Mar 31, 2022	As at Mar 31, 2021
1) Anil B Patwardhan	Sitting Fees	2.00	-

#### 59 Disclosure on Liquidity Risk:

1. Funding Concentration based on significant counterparty (both deposits and borrowings)

Particulars	Number of Significant Counterparties	Amount (₹ in lakhs)	% of Total deposits	% of Total Liabilities
As at Mar 31, 2022	38	41,213.61	0%	95.28%
As at Mar 31, 2021	49	39,099.00	0%	94.88%

2. Top 20 large deposits (amount in ₹ lakhs and % of total deposits) : NIL



## 3. Top 10 borrowings (amount in ₹ lakhs and % of total borrowings)

Particulars	Amount (₹ in lakhs)	%
As at Mar 31, 2022	23,200.91	56.29%
As at Mar 31, 2021	25,245.99	64.57%

## 4. Funding Concentration based on significant instrument/product :

Name of the instrument/ product	As at Mar 31, 2022		As at Mar 31, 2021	
	Amount (₹ in lakhs)	% of Total Liabilities	Amount (₹ in lakhs)	% of Total Liabilities
a) Term Loan	37,491.47	86.67%	34,285.75	79.26%
b) Non-Convertible Debenture	2,878.86	6.66%	3,926.29	9.08%
c) Cash Credit	299.64	0.69%	0.01	0.00%
d) Unsecured Loans	543.64	1.26%	886.95	2.05%
<b>Total</b>	<b>41,213.61</b>	<b>95.28%</b>	<b>39,099.00</b>	<b>90.39%</b>

## 5. Stock Ratios:

Particulars	As at Mar 31, 2022			As at Mar 31, 2021		
	% of total public funds	% of total liabilities	% of total assets	% of total public funds	% of total liabilities	% of total assets
a) Commercial papers	NA	Nil	Nil	NA	Nil	Nil
b) Non-convertible debentures (original maturity of less than one year)	NA	Nil	Nil	NA	Nil	Nil
c) Other short-term liabilities, if any	NA	4.15%	3.20%	NA	4.41%	3.55%

6. Laxmi India Finleaseap Private Limited (LIFC) has an Assets Liability Supervisory Committee (ALCO), a Board level sub-Committee to oversee liquidity risk management. ALCO consists of Managing Director, Executive Director and Chief Financial Officer. The ALCO Meetings are held once in 3 months. LIFC has a Risk Management Committee (RMC) a sub-committee of the Board, which oversee overall risks to which the company is exposed including risk management. The ALCO and RMC also updates the Board at regular intervals.

## 60 Details of the Code on Social Security, 2020 ('Code') Relating to Employee Benefits

The Code on Social Security, 2020 ('Code') relating to employee benefits during employment and post-employment benefits received Presidential assent in September 2020. The Code has been published in the Gazette of India. However, the date on which the Code will come into effect has not been notified and the final rules/interpretation have not yet been issued. The Company will assess the impact of the Code when it comes into effect and will record any related impact in the period the Code becomes effective.





**61 Capital Adequacy Ratio**

(₹ in lakhs)

Particulars	As at Mar 31, 2022	As at Mar 31, 2021
Tangible Net worth(1)	12,742.09	9,966.55
Less: Deferred Tax Asset, Intangible Assets, Unrealised Gain(Net of Tax) and 50% of Credit Enhancement (2)	1,183.05	597.99
Tier 1 Capital (1-2)= (3)	11,559.04	9,368.56
Tier 2 Capital (Provision on Asset less 50% of Credit Enhancement) (4)	149.26	116.43
Total Capital Fund (3+4)= (5)	11,708.29	9,484.99
Adjusted value of funded risk assets (on balance sheet item) (6)	48,666.35	44,318.63
Adjusted value of non-funded risk assets (off Balance sheet item) (7)	400.00	400.00
Total Risk Weighted assets (6+7)= (8)	49,066.35	44,718.63
<b>CRAR/CAR(5/8)</b>	<b>23.86%</b>	<b>21.21%</b>
CRAR ( Tier-I Capital )	23.56%	20.95%
CRAR ( Tier-II Capital)	0.30%	0.26%

\*Liquidity Coverage Ratio not Applicable

**62 NPA Movement**

(₹ in lakhs)

Particulars	As at Mar 31, 2022	As at Mar 31, 2021
<b>Net NPA's to Net Advance %</b>	<b>1.89%</b>	<b>2.97%</b>
<b>Movement of NPAs (Gross)</b>		
Opening Balances	1,401.71	2,633.48
Add: Additions during year and change in existing	765.34	766.65
Less: Reductions during year	(880.99)	(1,998.42)
Closing Balance	1,286.06	1,401.71
<b>Movement of NPAs (Net)</b>		
Opening Balances	1,257.54	2,465.07
Add: Additions during year	354.70	664.58
Add: Reductions during year	(754.88)	(1,872.11)
Closing Balance	857.36	1,257.54
<b>Movement of provision for NPAs</b>		
Opening Balances	144.17	168.41
Provision made during the year	410.64	102.07
Write-off/Write back of excess	(126.11)	(126.31)
Closing Balance	428.70	144.17



**63 Disclosure in the notes to accounts in respect of securitisation transactions as required under revised guidelines On securitization Transactions issued by RBI vide circular no. DNBS.PD.No.301/3.10.01/2012-13 dated 21.08.2012.**

(₹ in lakhs)

Particulars	As at Mar 31, 2022	As at Mar 31, 2021
1. No of SPVs sponsored by the NBFC for securitisation transactions	1	1
2. Total amount of securitised assets as per books of the SPVs sponsored by the NBFC	610.73	1,188.16
3. Total amount of exposures retained by the NBFC to comply with MRR as on the date of balance sheet		
a) Off-balance sheet exposures		
· First loss	Nil	Nil
· Others	Nil	Nil
b) On-balance sheet exposures		
· First loss	134.73	134.73
· Others	314.36	314.36
4. Amount of exposures to securitisation transactions other than MRR		
a) Off-balance sheet exposures		
i) Exposure to own securitisations		
· First loss	Nil	Nil
· loss	Nil	Nil
ii) Exposure to third party securitisations		
· First loss	Nil	Nil
· Others	Nil	Nil
b) On-balance sheet exposures		
i) Exposure to own securitisations		
· First loss	Nil	Nil
· Others	Nil	Nil
ii) Exposure to third party securitisations		
· First loss	Nil	Nil
· Others	Nil	Nil



**64 Disclosure In The Notes To Accounts In Respect Of Assignment Transactions As Required Under Revised Guidelines On Securitisation Transactions Issued By RBI Vide Circular No. Dnbs.Pd.No.301/3.10.01/2012-13 Dated 21.08.2012.**

(₹ in lakhs)

Particulars	As at Mar 31, 2022	As at Mar 31, 2021
1. No of SPVs sponsored by the NBFC for assignment transactions	Nil	Nil
2. Total amount of assigned assets as per books of the SPVs sponsored by the NBFC	7,282.44	3,598.45
3. Total amount of exposures retained by the NBFC to comply with MRR as on the date of balance sheet		
a) Off-balance sheet exposures		
• First loss	Nil	Nil
• Others	Nil	Nil
b) On-balance sheet exposures		
• First loss	Nil	Nil
• Others	954.54	581.89
(As per IGAAP, Figures are Rs. 960.23 Lacs & Rs. 582.81 Lacs respectively)		
4. Amount of exposures to assignment transactions other than MRR		
a) Off-balance sheet exposures		
i) Exposure to own securitisations		
• First loss	Nil	Nil
• loss	Nil	Nil
ii) Exposure to third party securitisations		
• First loss	Nil	Nil
• Others	Nil	Nil
b) On-balance sheet exposures		
i) Exposure to own securitisations		
• First loss	Nil	Nil
• Others	Nil	Nil
ii) Exposure to third party securitisations		
• First loss	Nil	Nil
• Others	Nil	Nil

**65 In accordance with the RBI notification dated April 7, 2021 the company is required to refund/adjust 'Interest on interest' to borrowers. As required by RBI notification, the methodology for calculation of such interest on interest has recently been circulated by the Indian Bank's Association. The company has recorded the liability towards estimated interest relief of Rs. 40145 and reduced the same from the interest income in previous financial year:**

(₹ in lakhs)

Particulars	As at Mar 31, 2022	As at Mar 31, 2021
Interest on interest to be adjusted/refunded	-	0.40
<b>Total</b>	<b>-</b>	<b>0.40</b>



**66 Detail of Impairment Loss Allowance Reserve**  
**As on Mar 31, 2022**

(₹ in lakhs)

Asset Classification as per RBI Norm	Asset classification as per Ind AS 109	Gross Carrying Amount as per Ind AS	Loss Allowances (Provisions) as required under Ind AS 109	Net Carrying Amount	Provisions required as per IRACP norms	Difference between Ind AS 109 provisions and IRACP norms
Standard	Stage 1	42,483.18	213.03	42,270.15	200.88	12.15
	Stage 2	1,535.94	40.40	1,495.54	6.17	34.23
	<b>Subtotal</b>	<b>44,019.12</b>	<b>253.43</b>	<b>43,765.69</b>	<b>207.05</b>	<b>46.38</b>
<b>Non-Performing Assets (NPA)#</b>						
Substandard	Stage 3	725.48	349.22	376.26	138.02	211.19
Doubtful upto 1 year	Stage 3	291.14	58.57	232.57	115.11	(56.53)
	1 to 3 years	269.45	20.91	248.54	192.40	(171.49)
	More than 3 years		-	-	-	-
	Subtotal for doubtful	560.59	79.48	481.11	307.51	(228.02)
Loss	Stage 3		-			
	<b>Subtotal for NPA</b>	<b>1,286.06</b>	<b>428.70</b>	<b>857.37</b>	<b>445.53</b>	<b>(16.83)</b>
Other items such as guarantees, loan commitments, etc. which are in the scope of Ind AS 109 but not covered under current Income Recognition, Asset Classification and Provisioning (IRACP) norms	Stage 1		11.39	(11.39)	-	11.39
	Stage 2		0.09	(0.09)	-	0.09
	Stage 3		-	-	-	-
	<b>Subtotal</b>		<b>-</b>	<b>11.48</b>	<b>(11.48)</b>	<b>-</b>
<b>Total</b>	Stage 1	42,483.18	224.42	42,258.76	200.88	23.54
	Stage 2	1,535.94	40.49	1,495.45	6.17	34.31
	Stage 3	1,286.06	428.70	857.36	445.53	(16.84)
	<b>Total</b>	<b>45,305.18</b>	<b>693.61</b>	<b>44,611.58</b>	<b>652.58</b>	<b>41.03</b>

# The Company is now classified as Systemically Important Non Deposit taking Non Banking Financial Company w.e.f. Apr 1,2022. Hence now company is required to recognise NPA on 90 days basis



**67 Details of penalties imposed by RBI and other regulators:**

No penalties have been imposed by RBI and other regulators on the Company during the current and previous year.

**68 Schedule to the balance sheet of a Non-Deposit Taking Non-Banking Financial Company (as required in terms of paragraph 19 of Master Direction - Non-Banking Financial Company - Systemically Important Non-Deposit taking Company (Reserve Bank) Directions, 2016**

(₹ in lakhs)		
Particulars	Amount outstanding	Amount overdue
<b>Liabilities side</b>		
<b>1. Loans and advances availed by the non-banking financial company inclusive of interest accrued thereon but not paid :</b>		
a) Debentures (other than falling within the meaning of public deposits*)		
: Secured	2,878.86	-
: Unsecured	-	-
b) Deferred Credits	-	-
c) Term Loans	37,331.62	-
d) Inter-corporate loans and borrowing	75.00	-
e) Commercial Paper	-	-
f) Public Deposits	-	-
g) Other Loans (specify nature)	468.64	-
(Unsecured Loan from Director & Relatives)		
<b>2. Break-up of (1)(f) above (Outstanding public deposits inclusive of interest accrued thereon but not paid :</b>		
a) In the form of Unsecured debentures -		
b) In the form of partly secured debentures i.e. debentures where there is a shortfall in the value of Security		
c) Other public deposits-		
<b>3. Break-up of Loans and Advances including bills receivables [other than those included in (4) below] :</b>		
a) Secured		44,238.99
b) Unsecured		1,066.18
<b>4. Break up of Leased Assets and stock on hire and other assets counting towards asset financing activities</b>		
(i) Lease assets including lease rentals under sundry debtors :		-
a) Financial lease		-
b) Operating lease		-
(ii) Stock on hire including hire charges under sundry debtors :		-
a) Assets on hire		-
b) Repossessed Assets		-
(iii) Other loans counting towards asset financing activities		-
a) Assets on hire		-
b) Repossessed Assets		-





Particulars	Amount outstanding	Amount overdue
<b>Liabilities side</b>		
<b>5. Break-up of Investments</b>		
Current Investments		
1. Quoted		-
(i) Shares		-
(a) Equity		-
(b) Preference		-
(ii) Debentures and Bonds		-
(iii) Units of mutual funds		2,034.65
(iv) Government Securities		-
(v) Others (please specify)		-
2. Unquoted		-
(i) Shares		-
(a) Equity		-
(b) Preference		-
(ii) Debentures and Bonds		-
(iii) Units of mutual funds		-
(iv) Government Securities		-
(v) Others (please specify)		-
Long Term Investments		
1. Quoted		-
(i) Shares		-
(a) Equity		-
(b) Preference		-
(ii) Debentures and Bonds		-
(iii) Units of mutual funds		-
(iv) Government Securities		-
(v) Others (please specify)		-
2. Unquoted		-
(i) Shares		-
(a) Equity		-
(b) Preference		-
(ii) Debentures and Bonds		-
(iii) Units of mutual funds		-
(iv) Government Securities		-
(v) Others (please specify)		-



**6. Borrower group-wise classification of assets financed as in (3) and (4) above :**

Category	Amount (Net of Provisions)		
	Secured	Unsecured	Total
1. Related Parties			
a) Subsidiaries	-	-	-
b) Companies in the same group	-	-	-
c) Other related parties	-	-	-
2. Other than Related Parties	44,238.99	1,066.18	45,305.18
<b>Total</b>	<b>44,238.99</b>	<b>1,066.18</b>	<b>45,305.18</b>

**7. Investor group-wise classification of all investments (current and long term) in shares and securities (both quoted and unquoted) :**

Category	Market Value / Break up or fair value or NAV	Book Value (Net of Provisions)
1. Related Parties		
a) Subsidiaries	-	-
b) Companies in the same group	-	-
c) Other related parties	-	-
2. Other than Related Parties	2,034.65	2,034.65
<b>Total</b>	<b>2,034.65</b>	<b>2,034.65</b>

**8. Other Information**

Particulars	Amount
i) Gross Non Performing Assets	
a) Related Parties	-
b) Other than Related Parties	1,286.06
ii) Net Non Performing Assets	
a) Related Parties	-
b) Other than Related Parties	857.36
iii) Assets acquired in satisfaction of debt	-

**69 Disclosure as required under RBI notification no.RBI/2020-21/16/DOR.No.BP.BC/3/21.04.048/ 2020-21 dated August 6,2020 on "Resolution Framework for COVID-19-related Stress":**

Type of borrower (A)	(A) No's of accounts where resolution plan has been implemented under this window	(B) Exposure to accounts mentioned at (A) before implementation of the plan	(C) Of (B), aggregate amount of debt that was converted into other securities	(D) Add. funding sanctioned, if any, including between invocation of the plan and implementation	(E) Increase in provisions on account of the implementation of the resolution plan
Personal Loans	-	-	-	-	-
Corporate persons*	-	-	-	-	-
Of which, MSMEs	-	-	-	-	-
Others	-	-	-	-	-
<b>Total</b>	<b>-</b>	<b>-</b>	<b>-</b>	<b>-</b>	<b>-</b>

\*As defined in Section 3(7) of the Insolvency and Bankruptcy Code, 2016

**70 Disclosure as required under RBI notification no.RBI/2020-21/17 DOR.No.BP.BC/4/21.04.048/ 2020-21 dated August 6,2020 on "Micro, Small and Medium Enterprises (MSME) sector - Restructuring of Advances**

No. of accounts restructured	Amount (₹ in Lakhs)
1	2.83

\*During the year, the company has restructure one account under scheme, which was subsequently got preclosed in Jan-22

**71 Exposure to Capital Market**

The Company has no exposure to capital market as on March 31, 2022 and March 31, 2021

**72 Exposure to Real Estate Sector**

The Company has following exposure to Real Estate Sector as on March 31, 2022 and March 31, 2021 :

Particulars	As at Mar 31, 2022	As at Mar 31, 2021
<b>A. Direct Exposure (Fund and Non Fund Based)</b>		
<b>i) Residential Mortgages-</b>	3,487.54	4,073.05
Lending fully secured by mortgages on residential property that is or will be occupied by the borrower or that is rented		
<b>ii) Commercial Real Estate-</b>	-	-
Lending fully secured by commercial real estates (Office buildings, retail space, multi- purpose commercial purpose commercial premises, multi family residential buildings, multi-tenanted commercial premises, industrial or warehouse space, hotels land acquisition, development and construction etc.).		
<b>iii) Investment in mortgage Backed Securities (MBS) and other securitized exposures-</b>		
a) Residential	-	-
b) Commercial Real Estate	-	-
Total Exposure to Real Estate	-	-
<b>B. Indirect Exposure (Fund and Non Fund Based)</b>	-	-

**73 Derivatives**

- The Company has not dealt in any market linked or non market linked derivative
- The Company has not entered into any forward Rate Agreement / Interest Rate Swap for derivative
- The Company has not entered into any exchange traded derivative

**74 Details of financial assets sold to securitization / reconstruction Company for asset reconstruction**

The Company has not sold any financial assets to securitization / reconstruction Company for asset reconstruction during the financial year ended March 31, 2022 and March 31, 2021

75 The Company has not purchased and sold any non-performing financial assets during the financial year ended March 31, 2022 and March 31, 2021

76 The Company has not restructured any non-performing financial assets during the financial year ended March 31,2022 and March 31, 2021



- 77 There is no financing of parent Company products during the year ended on March 31, 2022 and March 31, 2021
- 78 The Company has not exceeded the single borrower limits / group borrowers limits during the financial year ended March 31, 2022 and March 31, 2021 as set as RBI
- 79 The Company has not given any unsecured advances against intangible securities such as charge over the rights licenses, authority, etc. during the financial year ended March 31, 2022 and March 31, 2021.
- 80 The Company is not registered under any other regulator other than Reserve Bank of India

81 **Concentration of advances, exposures and NPA's (Stage III)**

**a) Concentration of advances**

(Rs. In Lacs)

Particulars	As at Mar 31, 2022
Total advance to twenty largest borrowers	1,162.24
Percentage of advances to twenty largest borrowers to total advances of the NBFC	2.57%

**b) Concentration of exposures**

(Rs. In Lacs)

Particulars	As at Mar 31, 2022
Total exposure to twenty largest borrowers	1,162.24
Percentage of exposures to twenty largest borrowers to total advances of the NBFC	2.57%

**c) Concentration of NPA(STAGE III)**

(Rs. In Lacs)

Particulars	As at Mar 31, 2022
Total exposure to Top 4 NPA	188.43

**d) Sector wise NPA**

Sector	% of NPAs to total advances in that sector	
	As at Mar 31, 2022	As at Mar 31, 2021
Agriculture & allied activities	-	-
MSME**	-	-
Corporate borrowers	-	-
Services	-	-
Unsecured personal loans	1.12%	0.83%
Auto loans	1.06%	2.47%
Other personal loans*	3.11%	3.60%

\*Other personal loans includes loans against property, top up loans, construction loans etc.

82 **Overseas assets (for those with Joint ventures and subsidiaries abroad)**

There are no overseas assets owned by the Company.

83 **Off-balance sheet SPVs sponsored**

There are no SPVs which are required to be consolidated as per accounting norms during the year ended March 31, 2022 and March 31, 2021

84 **Details of Complaints received from Customers during the year:**

Particulars	As at Mar 31, 2022
No. of complaints pending at the beginning of the year	0
No. of complaints received during the year	34
No. of complaints redressed during the year	32
No. of complaints pending at the end of the year	2

\*We have no complaints registered and pending

85 There were no cases of frauds during the year ended March 31, 2022 and March 31, 2021.

86 Disclosure pursuant to RBI notification - RBI/DOR/2021-22/86 DOR.STR.REC.51/21.04.048/2021-22 dated September 24, 2021

a) Details of transfer through assignment in respect of loans not in default during the year ended Mar 31, 2022:

Particulars	Figures
No of Loan account Assigned	1316 No's
Total Amount of Loan (Rs in Lacs)	6,380.88
Assigned Part of Loan Assigned (Rs in Lacs)	5,742.80
Retention of beneficial economic interest (MRR) (Rs. In Lacs)	638.08
Weighted average maturity (Residual Maturity)	74 Months approx
Weighted average holding period	24 Months approx
Coverage of tangible security coverage	100%
Rating-wise distribution of rated loans	Unrated

b) Details of stressed loan transferred during the year ended Mar 31, 2022 : Nil

87 All the secured non-convertible debentures of the Company including those issued during the current financial year are fully secured by first pari passu charge by mortgage of the Company's immovable property at Chennai and/or by hypothecation of book debts/loan receivables to the extent as stated in the information memorandum. Further, the Company has maintained asset cover as stated in the information memorandum which is sufficient to discharge the principal amount at all times for the non-convertible debt securities issued

88 **Ratio Disclosures:**

Particulars	For the Year ended Mar 31, 2022	For the Year ended Mar 31, 2021
1. Debt-Equity ratio [Debt securities + Borrowings (other than debt securities)] / Total Equity	3.24	3.95
2. Net Worth(Rs. in Lacs) [Total Equity]	12722.51	9887.73
3. Net Profit after tax (Including OCI)	1480.49	1058.91
4. Earnings per share		
Basic (Rs.)	10.15	7.51
Dilluted (Rs.)	10.15	7.51
5. Total debts to total assets ratio [Debt securities + Borrowings (other than debt securities)] / Total Assets	73.60%	76.41%
6. Net profit margin [Profit after tax / Total Income]	15.08%	11.93%





Particulars	For the Year ended Mar 31, 2022	For the Year ended Mar 31, 2021
7. Current Ratio	Not Applicable	Not Applicable
8. Current Liability Ratio	Not Applicable	Not Applicable
9. Debt Service Coverage Ratio	Not Applicable	Not Applicable
10. Interest Service Coverage Ratio	Not Applicable	Not Applicable
11. Outstanding Redeemable Preference Shares (Qty and Amount)	Not Applicable	Not Applicable
12. Capital Redemption Reserve/ Debenture Redemption Reserve	Not Applicable	Not Applicable
13. Long Term Debt to Working Capital	Not Applicable	Not Applicable
14. Bad Debts to Accounting Receivable Ratio	Not Applicable	Not Applicable
15. Inventory Turnover Ratio	Not Applicable	Not Applicable
16. Debtor Turnover Ratio	Not Applicable	Not Applicable
17. Operating Margin	Not Applicable	Not Applicable
18. Net Profit Margin	Not Applicable	Not Applicable
19. Sector specific equivalent ratio, as applicable		
(a) Gross stage 3 asset ratio (Gross Stage-3 / Total Loans)	2.84%	3.32%
(b) Net stage 3 asset ratio	1.92%	3.03%
(c) Capital to risk-weighted assets ratio (Calculated as per RBI guidelines)	23.86%	21.21%

- 89 Pursuant to the RBI circular dated 12 November 2021 - "Prudential norms on Income Recognition, Asset Classification and Provisioning pertaining to Advances - Clarifications", the Company has aligned its definition of default from number of instalments outstanding approach to Days Past Due approach. On 15 February 2022, RBI allowed deferment till 30 September 2022 of Para 10 of this circular pertaining to upgradation of Non performing accounts. However, the Company has not opted for this deferment and such alignment does not have any significant impact on the financial results for the year ended 31 March 2022.
- 90 Direction issued by Reserve Bank of India vide Circular DBOD. No. BP.BC. 85/21.06.200/2013-14 dated January 15, 2014, as amended from time to time, we would like to declare the same in the prescribed format provided by the RBI:

**The company do not have any Foreign Currency Exposure till Mar 31, 2022**

Since there is no foreign exposure, hence requirement of hedging contracts's conformity in line with pronouncement of the Institute of Chartered Accountants in respect of their hedge effectiveness vis-a-vis the underlying exposure is not applicable

Since there is no foreign exposure, hence requirement under Unhedged Foreign Currency Exposure is not applicable to the company.

**91 Additional notes**

- a) Earnings in foreign currency during the year ended March 31, 2022: Nil (year ended March 31, 2021 - Nil)
- b) Expenditure in foreign currency on account of professional fees during the year ended March 31, 2022: Nil (year ended March 31, 2021 - Nil)
- c) Expenditure in foreign currency on account of payment of interest during the year ended March 31, 2022: Nil (year ended March 31, 2021 : Nil)

**92 Draw Down from Reserves**

No reserves have been draw down during the financial year 2021-22 and 2020-21 except as disclosed in the part (b) of statement of changes in equity

**93 ASSET LIABILITY MANAGEMENT (ALM)  
as on Mar 31, 2022****(Rs in Lacs)**

Particulars	1 day To 7 days	8 day To 14 days	15 day To 30/31 days	Over1 Month To 2 Months	Over2 Months To 3 Months	Over 3 Months To 6 Months	Over 6 Months To 1 Year	Over 1 Year To 3 Years	3 to 5 years	Over 5 years
<b>Asset</b>										
Advances	354.13	385.56	370.43	1,107.14	1,099.16	3,537.85	6,234.58	14,375.82	11,290.24	5,868.14
Fixed Asset/ Intangible asset	-	-	-	-	-	-	-	-	-	622.73
Investments	-	-	-	934.39	100.00	1,000.26	-	-	-	-
Cash & bank	3,357.69	883.89	-	-	531.97	348.19	176.96	552.98	442.43	-
other assets	18.36	16.52	52.26	168.60	64.27	326.83	404.08	990.30	294.95	88.07
<b>Total</b>	<b>3,730.18</b>	<b>1,285.97</b>	<b>422.69</b>	<b>2,210.13</b>	<b>1,795.40</b>	<b>5,213.13</b>	<b>6,815.62</b>	<b>15,919.10</b>	<b>12,027.62</b>	<b>6,578.94</b>
<b>Liabilities</b>										
Borrowings	289.06	535.63	726.84	1,975.36	1,488.17	4,872.23	6,556.42	14,391.19	7,512.65	2,866.06
Other Liabilities	381.47	520.36	757.24	34.98	111.61	6.38	-	73.79	-	157.25
<b>Total</b>	<b>670.53</b>	<b>1,055.99</b>	<b>1,484.08</b>	<b>2,010.34</b>	<b>1,599.78</b>	<b>4,878.61</b>	<b>6,556.42</b>	<b>14,464.98</b>	<b>7,512.65</b>	<b>3,023.31</b>
<b>Difference</b>	<b>3,059.65</b>	<b>229.98</b>	<b>(1,061.39 )</b>	<b>199.79</b>	<b>195.62</b>	<b>334.52</b>	<b>259.20</b>	<b>1,454.12</b>	<b>4,514.97</b>	<b>3,555.63</b>
<b>Cumulative Mix</b>	<b>3,059.65</b>	<b>3,289.63</b>	<b>2,228.24</b>	<b>2,428.03</b>	<b>2,623.65</b>	<b>2,958.17</b>	<b>3,217.37</b>	<b>4,671.49</b>	<b>9,186.46</b>	<b>12,742.09</b>
									<b>Equity</b>	<b>12,742.09</b>

**94** Previous year figures have been regrouped / reclassified wherever necessary to correspond with current year classification/ disclosure.

**As per our Report of even date attached  
For, A. Bafna & Company  
Chartered Accountants  
Firm Registration No.-003660C**

**Sd/-  
CA Vivek Gupta  
Partner  
Membership No.-400543**

**Place: Jaipur  
Date: May 6, 2022**

**For and on Behalf of the Board of Directors  
Laxmi India FinleaseCap Private Limited**

**Sd/-  
Deepak Baid  
Managing Director  
DIN: 03373264**

**Sd/-  
Piyush Somani  
Chief Financial Officer**

**Sd/-  
Aneesha Baid  
Director  
DIN: 07117678**

**Sd/-  
Gajendra Singh Shekhawat  
Company Secretary**



FORM NO. MGT-11

# PROXY FORM

[Pursuant to section 105(6) of the Companies Act, 2013 and rule 19(3) of the Companies (Management and Administration) Rules, 2014]

CIN: U65929RJ1996PTC073074

Name of the Company: Laxmi India Finleaseap Private Limited

Registered Office: 2, DFL, Gopinath Marg, M.I. Road, Jaipur-302001, Rajasthan

**Name of the member (s):** .....

**Registered address:** .....

..... **E-mail Id:** .....

**Folio No/ Client Id:** .....

**DP ID:** .....

I/We, being the member (s) of ..... shares of the Laxmi India Finleaseap Private Limited, hereby appoint

1. **Name:** .....

**Address:** .....

.....

**E-mail Id:** ..... **Signature:** .....

or failing him

2. **Name:** .....

**Address:** .....

.....

**E-mail Id:** ..... **Signature:** .....



or failing him

3. Name: .....

Address: .....

.....

E-mail Id: ..... Signature: .....

As my/our proxy to attend and vote (on a poll) for me/us and on my/our behalf at the 25th Annual General Meeting of the Company, to be held on **Monday, September 19, 2022 at 11:00 A.M.** at the registered office of the Company situated at 2, DFL, Gopinath Marg, M.I. Road, Jaipur-302001, Rajasthan, India and at any adjournment thereof in respect of such resolutions as are indicated below:

- Resolution No.**
- To adopt the Audited Financial Statements of the Company for the financial year ended on March 31, 2022 together with the report of Board of Directors and Auditors thereon.
  - To approve the limit for issuance of Non-Convertible Debentures on private placement basis under Section 42 and 71 of the Companies Act, 2013.
  - To approve the Regularization of Mr. Yaduvendra Mathur (DIN: 00307650) as Non-Executive Independent Director on the Board of the Company
  - To adopt new set of Articles of Association of the Company containing regulations in conformity with the Companies Act, 2013.
  - To approve the Amendments to Clause III B and Clause III C of the Memorandum of Association of the Company.
  - To approve the Amendment to Clause IV of the Memorandum of Association of the Company.
  - To approve the appointment of Mrs. Prem Devi Baid (DIN:00774922) as Whole-Time Director of the Company (Designated as Executive Director).
  - To approve the appointment of Mrs. Aneesha Baid (DIN: 07117678) as Whole-Time Director of the Company (Designated as Executive Director).

Signed this..... day of..... 2022

Please Affix Revenue Stamp

Signature of shareholder .....

Signature of Proxy holder(s).....

**Note:**

- This form of proxy in order to be effective should be duly completed and deposited at the Registered Office of the Company, not less than 48 hours before the commencement of the Meeting.**



# ATTENDANCE SLIP

**Meeting Number: 25<sup>th</sup> AGM**  
**Date: Monday, September 19, 2022 at 11:00 A.M.**

Folio No..... DP ID No:..... Client ID .....
Name of First Named Member/Proxy/Authorized Representative.....
Name of Joint Member(s), if any: .....
No. of Shares held .....

I/we certify that I/we am/are member(s)/proxy for the member(s) of the company.

I/we hereby record my/our presence at the 25th Annual General Meeting of the company being held on **Monday, September 19, 2022** at 11:00 A.M. at the Registered Office of the Company at 2, DFL, Gopinath Marg, M.I. Road, Jaipur-302001, Rajasthan.

Signature of First holder/Proxy/Authorized Representative.....

Signature of 1st Joint holder.....

Signature of 2nd Joint holder.....

- Note(s):
1. Please sign this attendance slip and hand it over to the Attendance Verification Counter at the Meeting Venue.
  2. Only shareholders of the Company and/or their Proxy will be allowed to attend the Meeting.







"Aapki *zoorat* ka  
*dhyaan* rakhte hai hum"



**Laxmi India Finleasecap Private Limited**

2 DFL, Gopinath Marg, M.I Road, Jaipur, Rajasthan 302001